



Registration for Training and Placements for the AY 2023-24

Dear all,

On behalf of Training and placement division of RGUKT Basar, we invite registration for Training and Placements activities for the fourth-year students of the Academic Year of 2023-24. Hence, the students (who wants to participate in **Campus Recruitment Drives** and other related activities) need to register at <http://tnp.rgukt.ac.in>

The last date for the registration is 10-08-2023.

Please find the necessary instruction for registration as follows:

Note:

1. Its' mandatory for every E4 student to enroll in the portal.
2. Read the below instructions carefully, if you need any further assistance reach out to training and placement office (Administrative Building).

Procedure of the Registration:

1. You have to go to the **student login** tab: <http://tnp.rgukt.ac.in>

Quick Contacts

+91-9493498540
tnp.rgukt@gmail.com

Address

T&P Office
RGUKT-Basar
Basar (Village & Mandal)
Nirmal Dist, Telangana State,504107
Fax: +91 08752 243355

Copyright © 2019, Designed and Developed by T&P Cell, RGUKT Basar

2. Your login credentials:

The password will be sent to your domain email address (B17----@rgukt.ac.in). After completing the registration, you must reset your password and keep it for future actions.

3. Students who are interested in campus recruiting efforts must proceed with placement registrations by clicking "Yes," while those who are not interested must kindly go through the survey after clicking "No" for registration.

Note: If the student needs to register for the placement portal later for legitimate reasons, he or she can do so manually. They have to approach the T&P office.

Training & Placement - RGUKT Basar

4. When you initially log in, the web portal brings you to a Placement Policy, which you must agree to before you may register for Training and Placements (T&P). Please read it thoroughly before checking the box (set aside some time to study the policy). They can contact the T&P office if they require any additional assistance.

16. After having accepted a job offer, if a student does not wish to join a company due to genuine reasons such as pursuing higher studies, then the students has to inform the Placement Office and directly communicate the company of her/his decision. It is likely that they might abide by the agreements/bonds they enter into with the company.

17. CDPC/Placement office assumes that every selected student will pass the medical test if required by the company. If there is a rejection at this stage, the student's registration will be renewed and the student becomes eligible again to seek placement through this office in the same placement session.

18. If the total number of students who rejects offers for **NO valid reason** exceeds 20% of the total placed candidates in a particular department. Then the entire department would be debarred from any placement activities for the subsequent academic year.

19. **CDPC/Placement office reserves the right to change any or all of the above rules and is the sole authority in taking decisions pertaining to placements from the institute. Any grievances must be brought up to the notice of Placement office for resolution.**

I have read and agree to the Privacy Policy of Training and Placement Cell-RGUKT Basar

Logout Proceed

5. You are then taken to a registration form. You must fill up the personal information forms there. So keep them close by. Update your grades. The Engg CGPA is the average of the SGPA from all five/six semesters as on date results out.

Training & Placement Registration

Personal Information

Student ID

Full Name

Gender

Aadhaar Card Number

Blood Group

Date Of Birth

Father Name

Father Occupation

Mother Name

Mother Occupation

Caste

Marital Status

 Single
 Married

E1 SEM-1 (SGPA)

History of Backlogs (Subject/Course)

History of Backlogs (Laboratory)

E1 SEM-2 (SGPA)

History of Backlogs (Subject/Course)

History of Backlogs (Laboratory)

E2 SEM-1 (SGPA)

History of Backlogs (Subject/Course)

History of Backlogs (Laboratory)

E2 SEM-2 (SGPA)

History of Backlogs (Subject/Course)

History of Backlogs (Laboratory)

E3 SEM-1 (SGPA)

History of Backlogs (Subject/Course)

History of Backlogs (Laboratory)

E3 SEM-2 (SGPA)

History of Backlogs (Subject/Course)

History of Backlogs (Laboratory)

Education Details

Current Academic Year

SSC

SSC Board

SSC Medium

SSC School Name

Type of School

SSC GPA Obtained

SSC Year of Passing

PRE-UNIVERSITY COURSE(PUC)

PUC CGPA

PUC Year of Passing

Bachelor Of Technology (BTECH)

Branch

Engg (CGPA) Enter CGPA	No. of Active Backlogs Engineering 0
History of Backlogs (ENGG) 0	History of Backlogs (PUC) 0
Education Gap in years 0	Education Gap Reason Ex: Attendance Shortage or Detained

Communication Details


Mobile Number Enter your Mobile Number	Alternative Mobile Number Enter Alternative Mobile Number
Parent Mobile Number Enter Mobile Number	E-Mail Address Enter E-Mail Address
House No Enter your House Number	Street Lane Enter Street/Building Name
Village/Area Enter Village Name	Mandal Enter Mandal Name
District	State Andaman and Nicobar Islands
Pincode Enter Pincode	

Internship Information


Internship Project Organization Enter the name of Organization	Internship Supervisor/HR Name Enter the name of Supervisor/HR
Internship Supervisor/HR Contact Number Enter contact number	Internship supervisor/HR E-Mail id Enter E-Mail id

Uploading Files

Photo



Signature



Resume

No file chosen.

[Click Here to download the format.](#)

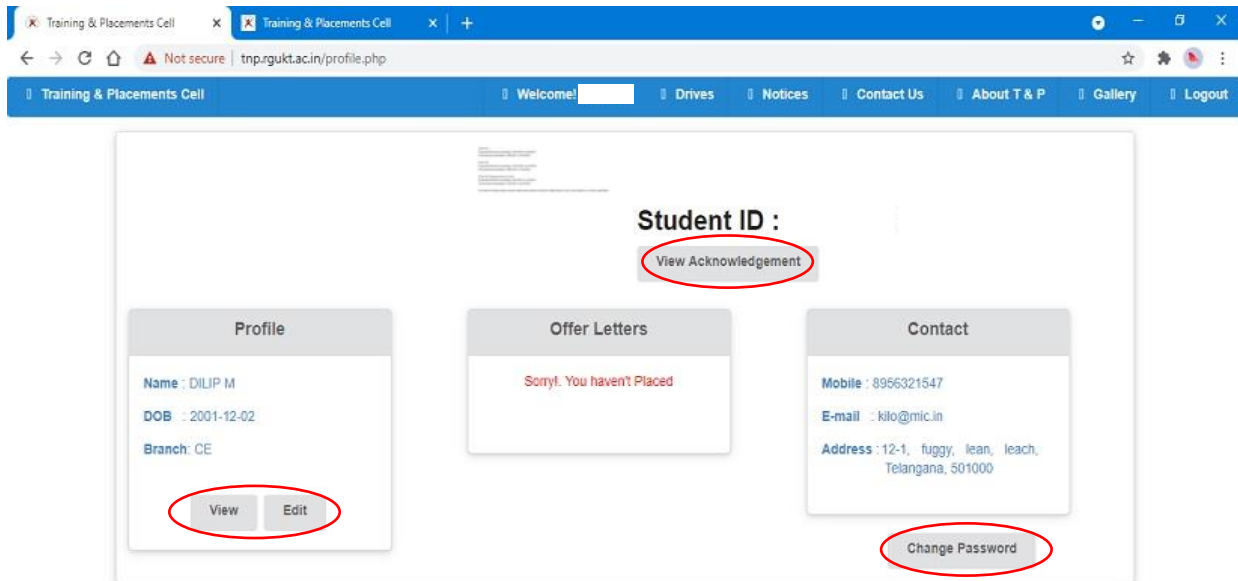
I Agree the above information provided is correct and best of my knowledge.

6. Your uploaded resume should be in a standard format (Mandatory) and in PDF file type; you can download the resume format from the registration form.

Please keep in mind that the standard format is only applicable to the T&P office; you may submit your personal resume at the time of interviews.

7. Upon successful registration, you will be prompted to print it. Make a copy and print it.

8. Return to your welcome page! Tab. It leads you to your simple profile, where you may read and edit your profile and change your password to whatever you like.



9. Every on/off-campus recruitment drive will be announced on hub e-Notices; you must completely verify the Drives page for your eligibility and apply for the recruitment drive if you are eligible. The image below shows the format of the informed drives list at the Drives tab, where you can apply on or before the registration deadline. The drive date will be confirmed based on the availability of recruiters and university space.

List of Companies							
S. No	Company ID	Company Name	Walkin Date	Registration Last Date	Eligibility Criteria	Attachments	Action
1	ap	Apple	2021-07-11	2021-07-10	View	Download	Sorry You are Not Eligible
2	4	fiteeee	2021-07-04	2021-07-06	View	Download	Registration Closed
3	5	infosyss	2021-07-04	2021-07-06	View	Download	Registration Closed
4	00	Jarus Technologies	2021-07-07	2021-06-07	View	Download	Registration Closed

If you have any more questions or have any difficulties enrolling for the T & P portal, please contact the Training & Placement Office at the Administrative Building (preferred) or via email at tnpsupport@rgukt.ac.in.

Sd/-

Training & Placement Office
RGUKT Basar