

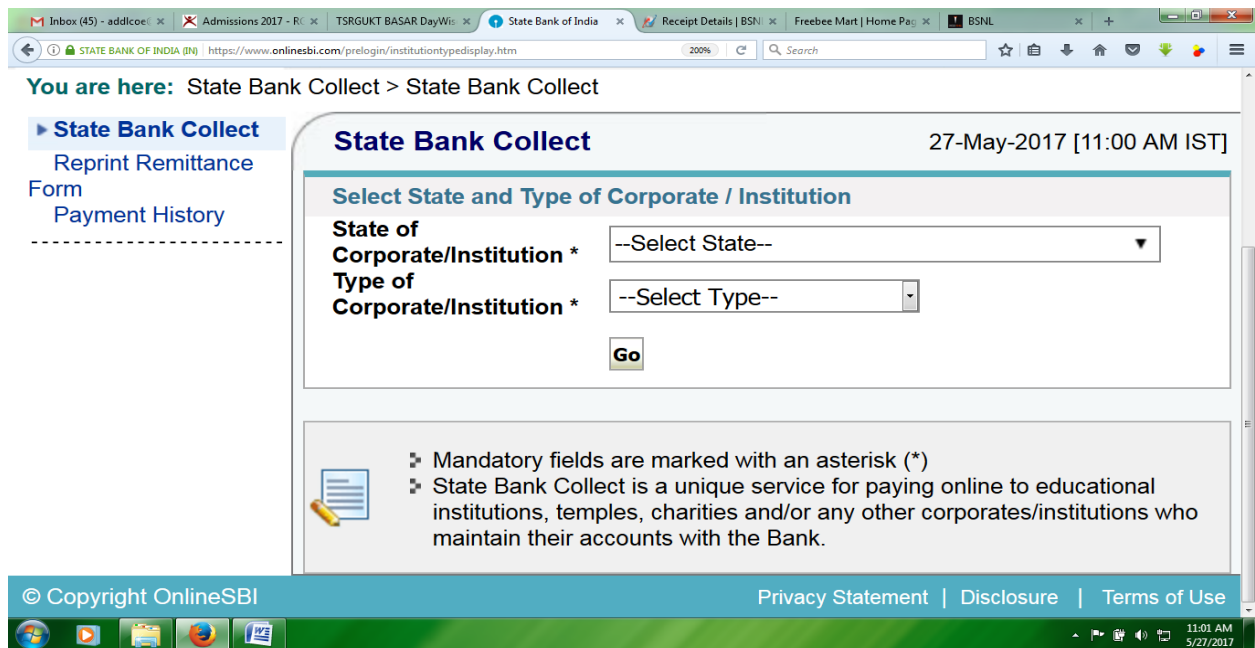
Online Payment Process :

STEP: 1

Click on below link

<https://www.onlinesbi.com/prelogin/institutiontypedisplay.htm>

STEP:2



You are here: State Bank Collect > State Bank Collect

State Bank Collect 27-May-2017 [11:00 AM IST]

Select State and Type of Corporate / Institution

State of Corporate/Institution * --Select State--

Type of Corporate/Institution * --Select Type--

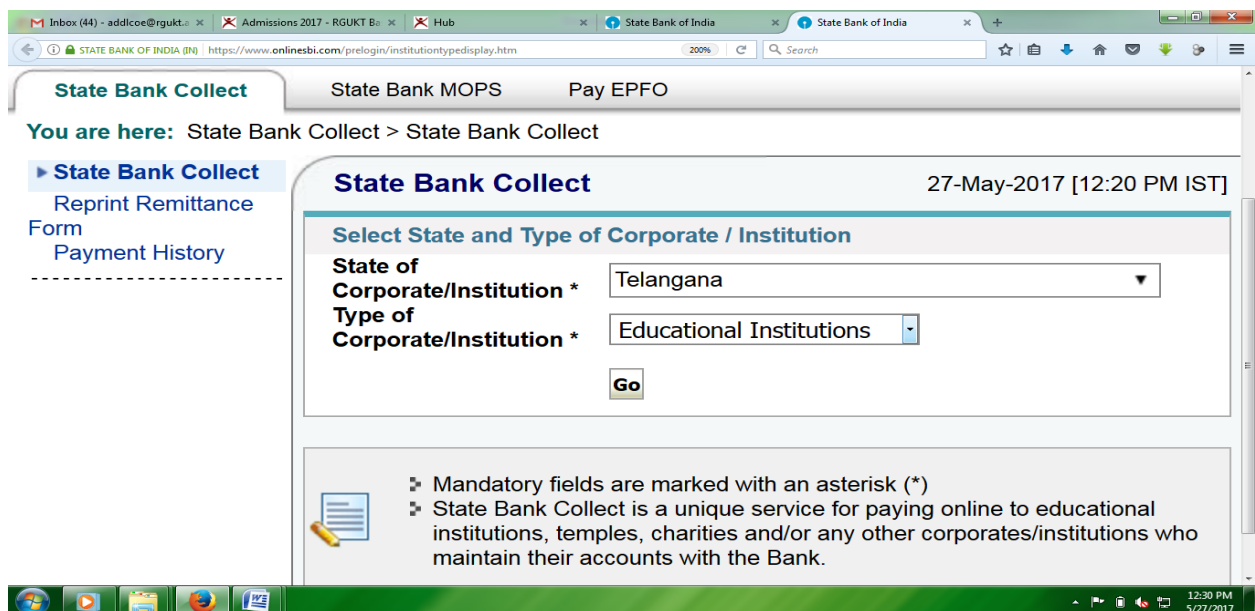
Go

State Bank Collect

- Mandatory fields are marked with an asterisk (*)
- State Bank Collect is a unique service for paying online to educational institutions, temples, charities and/or any other corporates/institutions who maintain their accounts with the Bank.

© Copyright OnlineSBI Privacy Statement | Disclosure | Terms of Use

STEP: 3



You are here: State Bank Collect > State Bank Collect

State Bank Collect 27-May-2017 [12:20 PM IST]

Select State and Type of Corporate / Institution

State of Corporate/Institution * Telangana

Type of Corporate/Institution * Educational Institutions

Go

State Bank Collect

- Mandatory fields are marked with an asterisk (*)
- State Bank Collect is a unique service for paying online to educational institutions, temples, charities and/or any other corporates/institutions who maintain their accounts with the Bank.

CLICK ON GO

STEP: 3

State Bank Collect State Bank MOPS Pay EPFO

You are here: State Bank Collect > [State Bank Collect](#)

▶ **State Bank Collect**
Reprint Remittance Form
Payment History

State Bank Collect 27-May-2017 [12:31 PM IST]

Select from Educational Institutions *

Educational Institutions Name THE DIRECTOR RGUKT BASAR

Submit **Back**

❏ Mandatory fields are marked with an asterisk (*)

CLICK ON SUBMIT

STEP: 4

Fill the details:

Provide details of payment

Select Payment Category * MISCELLANEOUS

NAME OF STUDENT * SURYA K

STUDENT ID * B111111

MOBILE NO * 9440012345

PAYMENT FOR * Examination/Academic

AMOUNT * 100

Remarks

Please enter your Name, Date of Birth (For Personal Banking) / Incorporation (For Corporate Banking) & Mobile Number. This is required to reprint your e-receipt / remittance(PAP) form, if the need arises.

Name * surya k

Date of Birth / Incorporation * 1/5/2017

Mobile Number * 9440012345

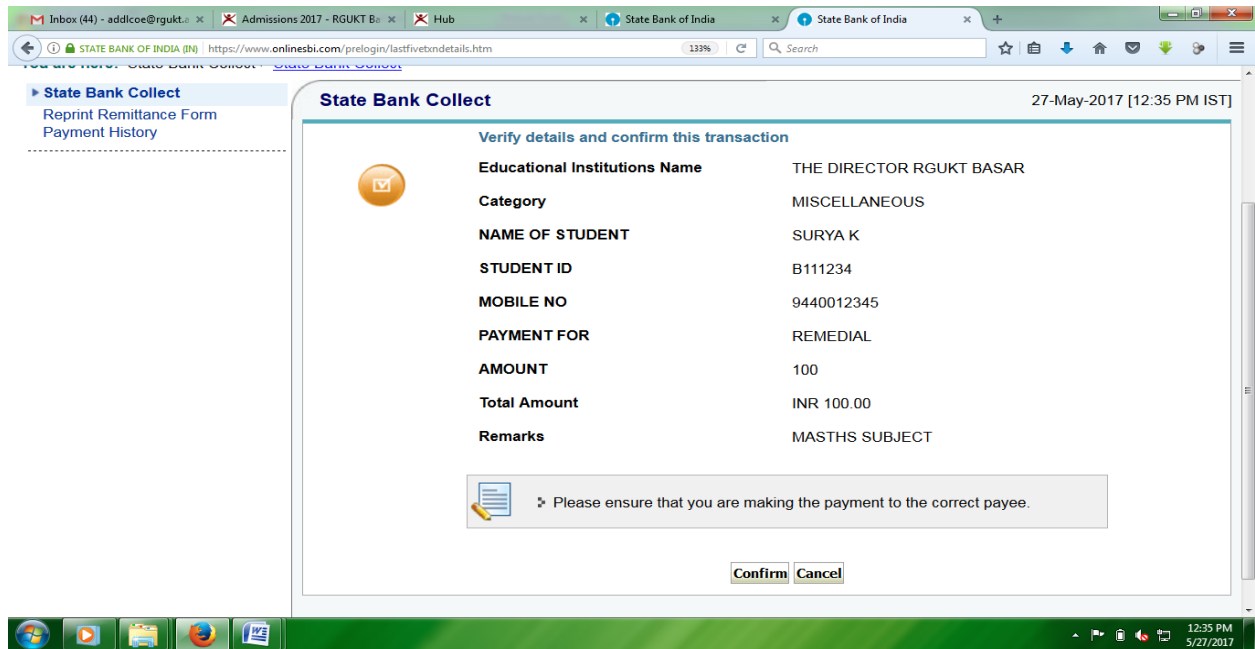
Enter the text as shown in the image *

4E776 **4E776**

Submit **Reset** **Back**

Click on Submit

STEP: 5



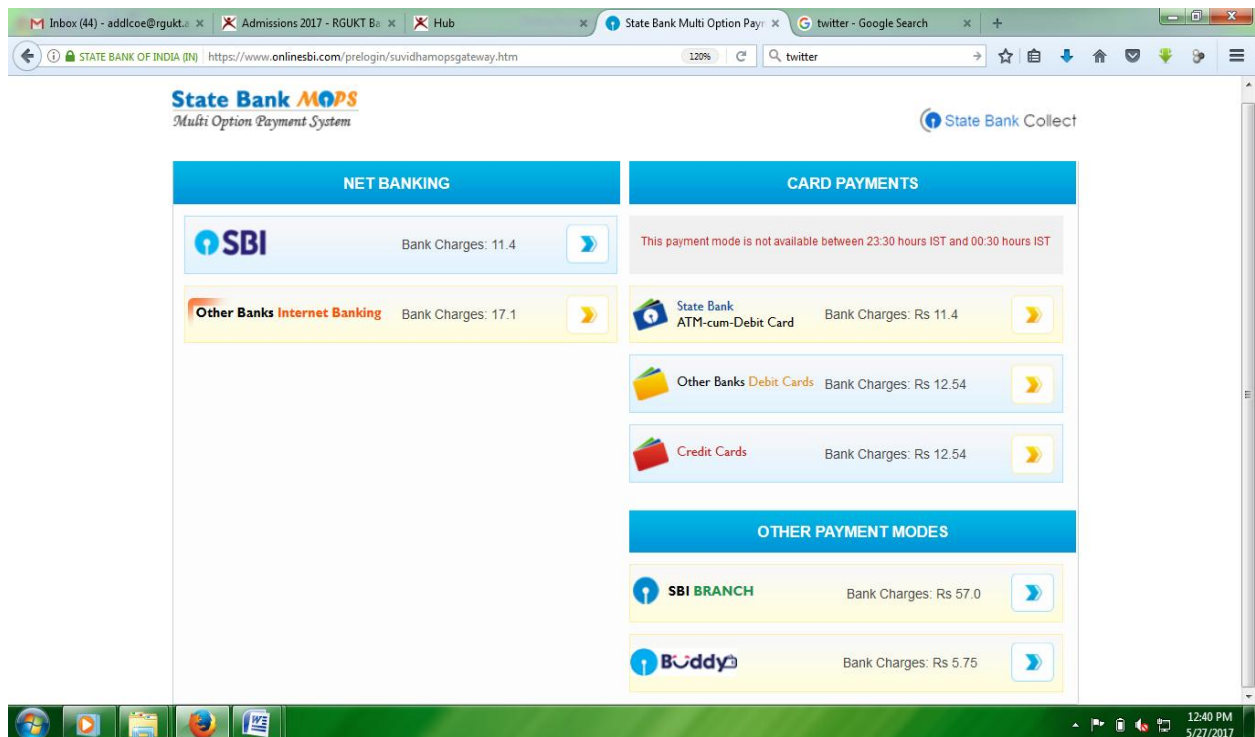
The screenshot shows a web browser window with the State Bank of India online payment interface. The page title is "State Bank Collect" and the date is "27-May-2017 [12:35 PM IST]". The main content area is titled "Verify details and confirm this transaction" and contains the following information:

| | |
|--------------------------------------|--------------------------|
| Educational Institutions Name | THE DIRECTOR RGUKT BASAR |
| Category | MISCELLANEOUS |
| NAME OF STUDENT | SURYA K |
| STUDENT ID | B111234 |
| MOBILE NO | 9440012345 |
| PAYMENT FOR | REMEDIAL |
| AMOUNT | 100 |
| Total Amount | INR 100.00 |
| Remarks | MASTHS SUBJECT |

Below the table, there is a warning message: "Please ensure that you are making the payment to the correct payee." At the bottom of the confirmation box, there are two buttons: "Confirm" and "Cancel".

Click on Confirm:

STEP: 6



The screenshot shows the State Bank of India online payment mode selection screen. The page title is "State Bank MOPS Multi Option Payment System" and the date is "27-May-2017 [12:40 PM]". The page is divided into two main sections: "NET BANKING" and "CARD PAYMENTS".

NET BANKING

- SBI** Bank Charges: 11.4
- Other Banks Internet Banking** Bank Charges: 17.1

CARD PAYMENTS

This payment mode is not available between 23:30 hours IST and 00:30 hours IST

- State Bank ATM-cum-Debit Card** Bank Charges: Rs 11.4
- Other Banks Debit Cards** Bank Charges: Rs 12.54
- Credit Cards** Bank Charges: Rs 12.54

OTHER PAYMENT MODES

- SBI BRANCH** Bank Charges: Rs 57.0
- Buddy** Bank Charges: Rs 5.75

Select the Payment mode i.e Internet Banking or Debit Card/Credit Card Payments and complete the process.

Payment Details:

| | |
|-----------------------------------|---------------|
| SBCollect Reference Number | DU66570382 |
| Category | MISCELLANEOUS |
| NAME OF STUDENT | SURYA K |
| STUDENT ID | B111111 |
| MOBILE NO | 9491901075 |
| PAYMENT FOR | EXAMINATION |
| AMOUNT | 100 |
| Transaction Charge | INR 11.40 |
| Total Amount | INR 111.40 |

Note down the Reference Number and enter the reference number and bank name in registration form.

Visit <https://hub.rgukt.ac.in/ers/index>

1. Click on Register
2. Select the subjects from list and enter the payment details as mentioned below then submit.

| Fee Amount | Payment Reference Number | Date of Payment | Name of the Bank |
|----------------------------------|---|---|--|
| <input type="text" value="100"/> | <input type="text" value="DU66530867"/> | <input type="text" value="27-05-2017"/> | <input type="text" value="State Bank of India"/> |

Continue

Click on Continue.

Preview of Registration for Reevaluation/Remedial

| S. No. | Course Code | Course Name | Semester of |
|--------|-------------|-------------|-------------|
| 1 | CE4800 | Project | e4_s2 |

Submit

Modify

If you want do any modifications click on Modify, if not

Click on Submit.