

RGUKT Basar

Steps for SWAYAM NPTEL Exam

Registration APRIL Exams Only

Jan Apr 2020 Run

- NPTEL Exam Fee is Rs 1000 Per Course (No Hard Copy of certificate From NPTEL from this year, only soft copy is provided)
- For Pay Via SPOC, For RGUKT Basar Students, NPTEL is Providing 50 Percent Fee Waiver (One course per student) (Either March/April exam) (Pay Via SPOC) is Rs 500. (Non Refundable)
 - So, Fee to be paid is INR 500
- If a student wants to take more courses (Exam), he can still take them on Direct Payment by Paying INR 1000 per course (Netbanking etc)

- **Required Details For Filling Up Registration Form:**
 - SC/ST Physically Challenged Certificate (if applicable)
 - Passport Photo (soft copy, Jpeg, min.50kb to max.150 kb size only)
 - Signature (soft copy, Jpeg, min.15kb to max.150 kb size only)
- NOTE: NPTEL Scholarship is applicable for only one course per student as per guidelines.
- Last Date For Registration of Exams is 07th March, 5 pm (PAY Via SPOC)

Step 1:: Login to

<https://nptelaprilexam.swayam.gov.in/>

nptelaprilexam.swayam.gov.in



IIT BOMBAY



IIT DELHI



IIT GUWAHATI



IIT KANPUR



IIT KHARAGPUR



IIT MADRAS



IIT ROORKEE



IISc BANGALORE

NPTEL Online Course Certification Exams for 2020

January - April 2020 Registration form is Opened!

[Login here](#)

Please check your mails/Course Announcement for more details. Kindly use Chrome Browser to fill in the Application Form.

Step 2 : Enter your Login Credentials (Mail)

nptelaprilexam.swayam.gov.in/home



IIT BOMBAY



IIT DELHI



IIT GUWAHATI



IIT KANPUR



IIT KHARAGPUR



IIT MADRAS



IIT ROORKEE



IISc BANGALORE

Logout

Exam Registration Form for January - April 2020

 Registration for January - April 2020 Exams (Opened)

January - April 2020 exam courses

Step 3 : Fill in Your Details

npotelaprilexam.swayam.gov.in/edit_form

NPTEL

IIT BOMBAY IIT DELHI IIT GUWAHATI IIT KANPUR IIT KHARAGPUR IIT MADRAS IIT ROORKEE IISc BANGALORE

Logout

Exam Registration Form for January - April 2020

Timelines and Guidelines

Personal Details

Basic Information

College Details

Address Details

Photo And Signature

Add Course

Important Note:
FOR CANDIDATES WHO ARE PAYING VIA THE LOCAL CHAPTER OF YOUR COLLEGE: After filling this form, kindly contact your SPOC for further details.

Note:
Kindly use Google Chrome to fill in the Application Form.
Use Mouse to move between fields for entry of data instead of using Tab Key.
Fields marked with * are mandatory.
You are NOT allowed to change Name/DOB once saved. If you want to change, you have to make a special request by submitting your ID Proof! The link for this will be made available at the discretion of admin.

*Applicant Full Name The name entered here will appear in your certificate. No further changes will be entertained.

*Date of Birth

Date Month Year

Day Month Year

Date of birth will be verified against a Govt. issued Id card at the venue of the exam. Ensure that the data given is correct. No changes will be entertained after this form is submitted.

Step 4 : Fill in Your Details and Category (SC/ST) or PHC

Note: ✓ Additional student information.

*Are you physically challenged?:

☐

Yes

☒

No



*Do you belong to the SC/ST category?:

☐

Yes

☒

No



SAVE & NEXT ➔

Step 5 : Fill in College details (mandatory for availing NPTEL Scholarship for students)

If you are taking for Credit Transfer, Then only mention the same in Motivation and also Last two Fields as shown

All Students say **YES** to share information with College (as shown in Last Field below)

Basic Information

College Details

Address Details

Photo And Signature

Course Details

Payment Details

*Your Current Role

☐ Student

☒ Faculty

☐ Other

*State(College / Organization location)TELANGANA:

TELANGANA

*City(College / Organization location):

BASAR

*Name of Colleges:

RAJIV GANDHI UNIVERSITY OF KN

Other Details

*How did you know about these courses?:

College

*Motivation for doing the course?:

Your college or faculty encourage

*Are you taking this exam for Credit Transfer?:

☐ Yes

☒ No

*Can we share your score information with your college/Organization?:

☒ Yes

☐ No

Edit College Details

Step 6 : Fill in your Address

Address Details

Photo And Signature

Course Details

Payment Details

The amount paid towards NPTEL exam will not be refunded if the candidate was absent for the exam or did not pass it.

*Door No./Apartment Name & Street Name:

FLAT 201
2BR A

26

*Village/Town/Area:

BASAR

15

*Country:

India

*State:

Telangana

*City/District:

Others

*City Name:

Basar

*Pincode:

504101











Certificate Address:


ROSHAN,
FLAT 201
2BR A
RGUKT BASAR
BASAR
NIRMAL DIST
TELANGANA

☒ I here by confirm that the given postal address is correct.


Step 7 : Upload Photo and Signature (Follow the Steps regarding Size of pics etc)

SELFIES, BLURRED IMAGES, PHOTOS of SOMEONE ELSE, DUMMY PHOTOS, GROUP PHOTOS, FULL SIZED PICS, etc.

*Choose Photo 

Please upload your passport size photograph. Only jpg/jpeg format is allowed (extension in Uppercase-JPG doesn't support), minimum file size 50kb and maximum file size 150kb.

*Choose Signature 

Only jpg/jpeg format is allowed (extension in Uppercase-JPG doesn't support). Minimum file size 15kb and Maximum file size 150kb.

Step 8 : Give Details of your Exam Dates and Exam center (Nizamabad/Hyderabad etc)

PHOTO AND SIGNATURE

Course Details

Payment Details

Add Multiple Courses (Note: Total of 4 courses allowed - 2 per exam date)

*Exam Date: 2019-11-17

*Exam Session: Morning Session

*Course Details: Select Course

Exam State:


*Exam States: Telangana

*Exam City - 1st choice: Nizamabad

*Exam State - 2nd choice: Telangana


*Exam City - 2nd choice: Hyderabad


3rd Choice:


 If exam city choices 1 and 2 are not available, you will be allotted to this 3rd choice exam city. Request you to choose this exam city very carefully.


*Exam State: --Select Exam state--

Step 9 : Give all Course details and Check

Address Details


Photo And Signature

Course Details

Payment Details

the next choice chosen by you. Cities for which this may happen are given [here](#).


- ✓ If all the seats in a city are already filled up, we will allocate you to the city choice 2 or 3 given by you.
- ✓ Please keep checking for our emails and updates on allocations between 26 October-08 November, 2019.
- ✓ If you opt to write exams in 2 shifts on the same date, same centre will be allocated to you.

Course Name	Exam Date	Exam Session	Examcity	Fee	Action
Numerical Methods And Simulation Techniques For Scientists And Engineers	2019-11-17	FN	Nizamabad	₹ 1000	
				Sub Total: ₹ 1000	
				Fee Waived Amount: ₹ 0	
				Total Amount: ₹ 1000	

Save & Proceed

Add Multiple Courses (Note: Total of 4 courses allowed - 2 per exam date)

*Exam Date:

Select Exam Date

FINAL Steps for the candidates:

- 1. Complete all the details in the exam registration form as above.**
- 2. Go up to the payment page and exit without making payment.**

- Immediately After Registration, **On the Same day**, Please Pay the Exam Fee as follows:::

- General – 500 (No Hard Copy)
- SC/ST / Physically Challenged – 500 (No Hard Copy)

After Exam Registration Only, Please pay INR 500 to Mr. Dasthagiri, Establishment section, AB-3(Administrative Block) from 2nd March - 07th March (2 pm till 5 pm) 2020.

- **WITHOUT EXAM REGISTRATION, Do NOT Pay INR 500 at Office**
- **Any Mistakes in the Registration Form made would be Student's Responsibility, Later Payment would be made Direct, Student has to pay Full Fees (Rs 1000), Please Note the Same.**
- Last Date For Registration of Exams is 07 March 5 pm (PAY Via SPOC)

HAPPY LEARNING

**In Case Of any Queries, Please Contact,
Mr.S.C.Rakesh Roshan
NPTEL-SWAYAM Coordinator
RGUKT Basar**