

RGUKT Basar
NPTEL Exam Registration and
Steps Involved

PAY Via SPOC
NPTEL Exams 2019

- **NPTEL Exam Fee is Rs 1000 Per Course (No Hardcopy of Certificate) , Rs 1100 (Hard Copy of Certificate)**
- **For Pay Via SPOC, For RGUKT Basar Students, NPTEL is Providing 50 Percent Fee Waiver – So, Fee to be paid (Pay Via SPOC) is Rs 550 or Rs 500.**
- **Only Free Elective Students (E4) Need to pay Rs 275 or Rs 250 Now (Pay Via SPOC).**

- **For All the Students who Successfully Complete the NPTEL EXAM with Pass, RGUKT Basar Would Reimburse Half the Fee Paid (Rs 275 or Rs 250) to the Student (After Declaration of Results).**
- **No Reimbursement for Students who could not Clear the exam or for absenteeism.**
- **For those students who absent themselves from Final Exam, Next Time Fee Waiver would not be Provided.**
- ***** Please Choose Your Exam Date and Exam Center Based on RGUKT EST Exams Schedule (These 03 NPTEL dates, there will not be any EST Scheduled) *****

Step 1: Go to
<http://nptelonlinecourses.iitm.ac.in>

NPTEL Online Course Certification Exams for 2019

 Sign in with Google

Exam Registration Form for March 31st and April 27th, 28th exams have been opened.

Please register for the exam after 3 days if you have done the enrolment today.

January - April 2019 NPTEL exams - Please read the below instructions carefully before registering.

1. Exam dates: 31 March, 27 April and 28 April; FN session - 9am to 12noon; AN session - 2pm to 5pm
2. Only those candidates who have enrolled to any courses given in this list [January - April 2019 courses.pdf](#) will be able to register for exams. Please check the list for courses that have exams on 31 March, 27 April and 28 April in case of doubts.
3. Please use the same email id and password that is linked to your google enabled account with which you have enrolled in the courses. Assignment scores mapped schedule.
5. If you have declared yourself as a faculty or student during enrollment, the form will be pre-loaded with this information and this cannot be edited. If the details are incorrect, please write to noc@nptel.iitm.ac.in and we will make the change and inform you.
6. **CANDIDATES PAYING VIA SPOC OF LOCAL CHAPTER:** -
If you are paying fee via Local chapter of your college: Please select payment as "Pay via SPOC of my college". Please hand over the fees to the SPOC. If the SPOC rejects your request, we will inform you and only if you pay directly will the registration be confirmed.
7. Check the landing page for details on last dates for registration and payment.

Step 2 : Click on Registration Form



IIT BOMBAY



IIT DELHI



IIT GUWAHATI



IIT KANPUR



IIT KHARAGPUR



IIT MADRAS




IIT ROORKEE



IISc BANGALORE

Logout

Exam Registration Form for January-April 2019

 [October 07th & 28th Exam Results Click here to check !](#)

 [Registration Form for April 27th & 28th Exams \(Opened\)](#)

-> [Apr exam courses](#)

- **Required Details For Filling Up Registration Form:**











- SC/ST Physically Challenged Certificate (if applicable)
- Passport Photo (soft copy, Jpeg, min.50kb to max.150 kb size only)
- Signature (soft copy, Jpeg, min.15kb to max.150 kb size only)

- NOTE: NPTEL Scholarship is applicable for only one course per student as per guidelines.

- **Lat Date For Registration of Exams is Feb 12 , 5 pm (PAY Via SPOC)**

Step 3: Fill up your basic information

If SC/ST Category, Tick Yes and If Physically Challenged Tick Yes (Upload Relevant Certificate)



Exam Registration Form for January - April 2019

Timelines and Guidelines

- Basic Information
- College Details
- Address Details
- Photo And Signature
- Course Details
- Payment Details

Personal Details

Important Note:
✓ FOR CANDIDATES WHO ARE PAYING VIA THE LOCAL CHAPTER OF YOUR COLLEGE: After filling this form, kindly contact your SPOC for further details.

Note:
✓ Kindly use Internet Explorer (version 7 to 11) or Mozilla Firefox (version 14 to 60.0.2) or Google Chrome (version 20 to 62.0.3202.75) to fill in the Application Form.
✓ Use Mouse to move between fields for entry of data instead of using Tab Key.
✓ Fields marked with * are mandatory.

*Applicant Full Name The name entered here will appear in your certificate. No further changes will be entertained.

*Date of Birth Date Month Year Date of birth will be verified against a Govt. issued id card at the venue of the exam. Ensure that the data given is correct. No changes will be entertained after this form is submitted.

*Email Id. Your email id must be unique and is your identity. Your assignment submissions will be identified with this Email id.

*Gender Male Female Other

*Mobile No. The mobile number entered here, will be used for sending important SMS regarding the exam.

*Confirm Mobile No.

Alternate Contact No.

Note: ✓ Additional student information.

*Are you physically challenged?: Yes No ✓

*Do you belong to the SC/ST category?: Yes No ✓

SAVE & NEXT

Disclaimer

Step 4: Say “Yes” to Can we share your information with College and TICK I Agree....

(Only Free elective students say Yes to Are you taking Exam on Credit Transfer, Others say No as shown)

Free Elective E4 Students – **SELECT YES** to **BOTH** Questions in Screenshot
Other Students, For Credit Transfer Select **NO**, For Other questions Select **YES**

The screenshot shows a registration form with the following elements:

- Navigation:** A sidebar on the left contains two buttons: "Course Details" and "Payment Details".
- Form Fields:**
 - A dropdown menu with the text "select" and a downward arrow.
 - A dropdown menu with the text "select" and a downward arrow.
- Questions and Answers:**
 - Question: "about these courses?:"
 - Question: "*Motivation for doing the course?:"
 - Question: "*Are you taking this exam for Credit Transfers?:"
 - Options: Yes, No, (green checkmark)
 - Question: "*Can we share your score information with your college/Organization?:"
 - Options: Yes, No, (green checkmark)
 - Text: "I agree and understand that my registration details, hall ticket, exam score and e-certificate will be shared with my SPOC and college, as this course is taken for credit." (with a green checkmark)
 - Question: "*Can we share your contact information with potential employers?:"
 - Options: Yes, No
- Buttons:** Two blue buttons are visible at the bottom of the form.

Step 5: Give your Mailing Address

[Logout](#)

Exam Registration Form for January - April 2019

[Timelines and Guidelines](#)

Certificate Mailing Address Details

- Basic Information
- College Details
- Address Details**
- Photo And Signature
- Course Details
- Payment Details

Important Note:
✓ All postal communication will use this address only. No further changes will be entertained.

*Door No./Apartment Name & Street Name:

*Village/Town/Area:

*Country:

*State:

*City/District:

*Pincode:

Certificate Address:

I here by confirm that the given postal address is correct and it can be used for dispatch of my certificate. If the dispatch address is incorrect and cannot be delivered, I agree to pay a fine and get the certificate redispached.

[← BACK](#)

[SAVE & NEXT →](#)

[Disclaimer](#)

Step :6 Upload Your Jpeg Picture and Sign Jpeg as per the Size mentioned



Exam Registration Form for 2019 exams

Timelines and Guidelines Photo and Signature Upload

- Basic Information
- College Details
- Address Details
- Photo And Signature**
- Course Details
- Payment Details

Note:

- ✓ Face should occupy about 50% of the area in the photograph, and with a full face view looking into the camera directly.
- ✓ The maximum file size is 150 kB (kilo bytes).
- ✓ To avoid upload error please open your images in MS Paint and save them in **Jpeg** format within file upload size limit.
- ✓ Hall ticket will not be generated and you will not be allowed to write the exam if you submit:
SELFIES, BLURRED IMAGES, PHOTOS OF SOMEONE ELSE, DUMMY PHOTOS, GROUP PHOTOS, FULL SIZED PICS, etc.



← BACK SAVE & NEXT →

Step 7: Fill up Exam Center Details as Nizamabad, Hyderabad

Hard Copy Of Certificate – If Yes , Fee is Rs 1100 (with Pay Via SPOC, Its Rs 550)

Hard Copy Of Certificate- If No, Fee is Rs 1000 (with Pay Via SPOC, Its Rs 500)

Photo And Signature

Course Details

Payment Details

✓ If the numbers in your choice of exam city 1 reach the maximum capacity that the exam partner can allocate there, we will move you to Exam city 2. If the numbers there are full or we cancel Exam city 2, we will allocate Exam city 3.
✓ The actual centre will be known when you get the hall ticket.
✓ Please keep checking for our emails and updates on allocations between 20-30 August, 2018 and 01-10 September, 2018.
✓ If you opt to write exams in 2 shifts on the same date, same centre will be allocated to you.
Tentative date of hall tickets: Sep-24-2018 and Oct-16-2018

Go Green - Certificate










Do you want hardcopy of Certificate : No Yes

Add Multiple Courses (Note: Total of 4 courses allowed - 2 per exam date)

*Exam date:	<input type="text" value="2018-10-07"/>
*Exam Session:	<input type="text" value="EVENING SESSION"/>
*Course Details:	<input type="text" value="Introduction to research"/>
Exam States:	
*Exam State:	<input type="text" value="Telangana"/>
*Exam City - 1 st choice:	<input type="text" value="Nizamabad"/>
*Exam State - 2 nd choice:	<input type="text" value="Telangana"/>
*Exam City - 2 nd choice:	<input type="text" value="Hyderabad"/>
3rd Choice:	
If exam city choices 1 and 2 are not available, you will be allotted to this 3rd choice exam city. Request you to choose this exam city very carefully:	
*Exam State:	<input type="text" value="Telangana"/>
*Exam City:	<input type="text" value="Hyderabad"/>
Amount:	₹1100
<input type="button" value="Add Course"/>	

Step 8: Save and Proceed

Check the Exam and Course Details

Logout

Exam Registration Form for January - April 2019

Timelines and Guidelines Course Details

Basic Information

College Details

Address Details

Photo And Signature

Course Details

Payment Details


Important Note:

- ✓ Please choose the courses you want to write exams for. You can appear for a maximum of 4 exams. All 206 courses will have exams on 27 April and 28 April - but will be split across the FN and AN sessions.
- ✓ Please select the city appropriately for writing the exam. The actual centre will be known when you get the hall ticket. In case we have insufficient numbers in a particular shift/date in a particular city, we may change the date to the next alternate. In case, we have insufficient numbers in some of the cities, that city will be cancelled and you will be allocated to a nearby city. Cities for which this may happen and the corresponding alternatives are given [here](#).
- ✓ Please keep checking for our emails and updates on allocations between 01-10 April, 2019.
- ✓ If you opt to write exams in 2 shifts on the same date, same centre will be allocated to you. Tentative date of hall tickets: April 10 2019
- ✓ If all the nodes in a city are already filled up, we will allocate you to the choice 2 or 3 given by you.

Go Green - Certificate

Do you want hardcopy of Certificate : No Yes

⚠ Go Green: The choice you make here applies to all exam courses for this semester (both March & April exams).

Course Name	Exam Date	Exam Session	Examcity	Fee	Action
Joy of computing using Python	2019-04-28	FN	Nizamabad	₹ 1100	
				Sub Total: ₹ 1100	
				Fee Waived Amount: ₹ 0	
				Certificate hardcopy Waived Amount: ₹ 100	
				Total Amount: ₹ 1000	

Save & Proceeds

Add Multiple Courses (Note: Total of 4 courses allowed - 2 per exam date)

*Exam Date:

Disclaimer


Step 9: Choose Pay via SPOC Option as Shown and save/submit

3rd Choice Exam City:

Warangal

3rd Choice Exam State:

Telangana

S.No	Course Name	Exam Date	Exam Session	Amount	Action
1	Joy of computing using Python	2019-04-28	FN	₹ 1000	
Note: Exam Fee Calculation - Examples				Total Amount:	₹ 1100
				No HardCopy Required:	- ₹ 100
				Total Amount to be Paid:	₹ 1000

Payment Method

- Direct Payment via Netbanking / Credit card / Debit card Pay via SPOC of my college

You have to Pay ₹. 1000 to Your College SPOC

Note: Pay via Spoc option is available only for select colleges who have opted for bulk payment.

Declaration

Fill the Captcha:

80 + 164 =

I Agree

- Immediately After Registration, **On the Same day**, Please Pay the Exam Fee as follows:::
- General – 550 (with Hard Copy)
- General – 500 (Without Hard Copy)
- SC/ST / Physically Challenged – 275 (with Hard Copy)
- SC/ST / Physically Challenged – 250 (without Hard Copy)
- **E4 Free Elective Student – Rs 275 or Rs 250**
- **Please Pay Exam Fee to Mr.Navakanth, Scholarship Section, AB-3, RGUKT Basar.**
- **Any Mistakes in the Registration Form made would be Student's Responsibility, Later Payment would be made Direct, Student has to pay Full Fees (Rs 1100 or Rs 1000), Please Note the Same.**

HAPPY LEARNING

**In Case Of any Queries, Please Contact,
Mr.S.C.Rakesh Roshan
NPTEL-SWAYAM Coordinator
RGUKT Basar**