

# HOPE HOUSE | E-WALLET PAYMENT

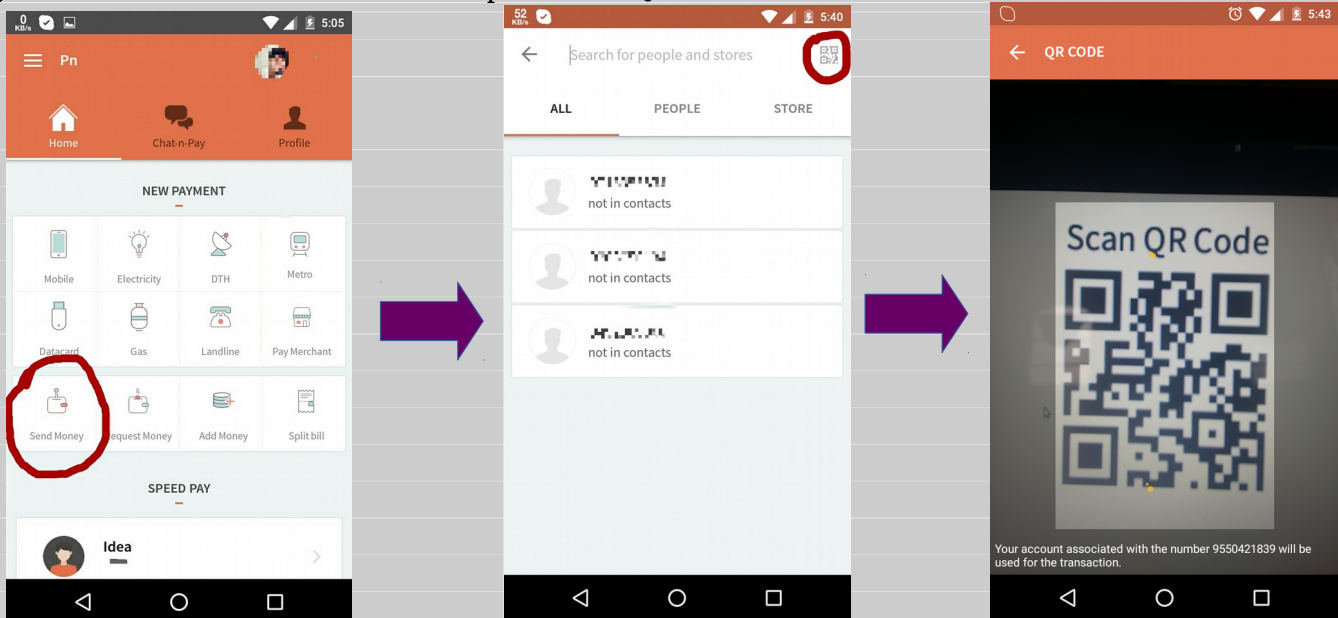
As there's a huge cash crunch in our campus we have come up with E-wallet payment option for any transaction at HopeHouse store (Stall, handicrafts etc). Lets join together digitally for a good cause. You can choose any of the below mentioned E-wallet App:

1. Freecharge
2. PayTm
3. MobiKwik
4. State Bank Buddy

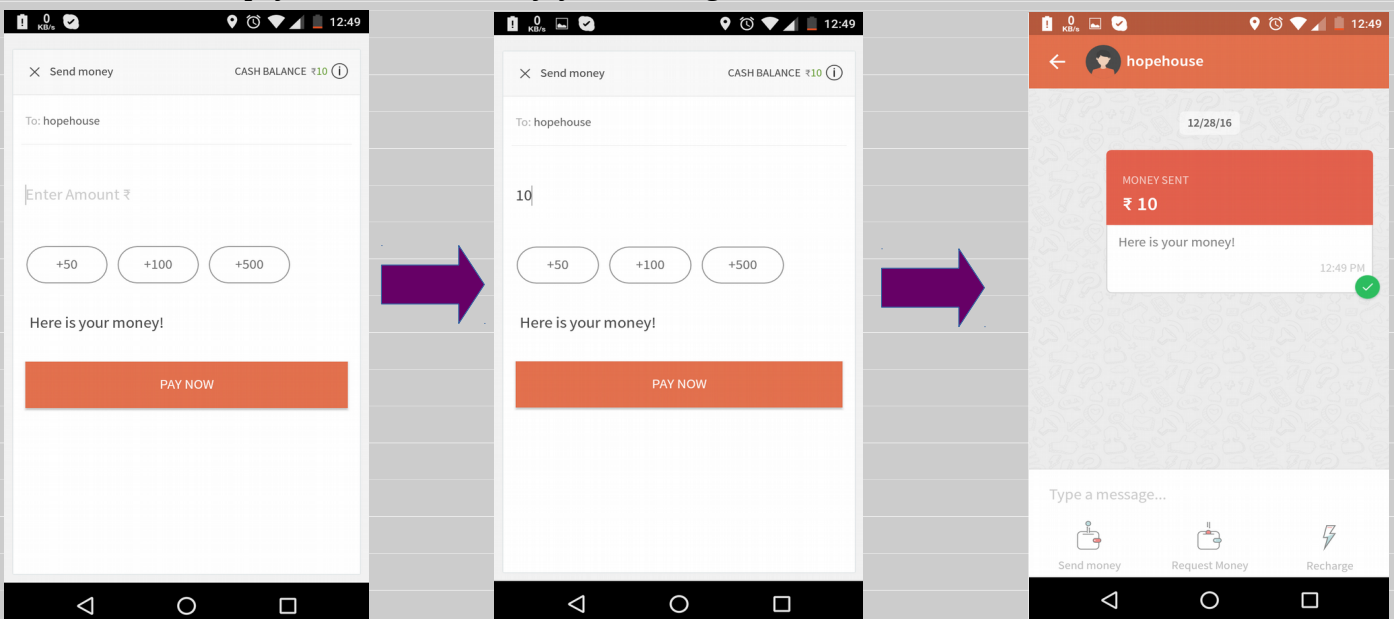
## Instruction & Guide to use Freecharge E-Wallet

1. Download Freecharge app from <https://play.google.com/store/apps/details?id=com.freecharge.android> and register with your phone number.

2. Open the Application and tap on 'Send Money' box in the Home Section. Tap on QRCode symbol at the top-right corner of the screen & Scan the HopeHouse's QRcode

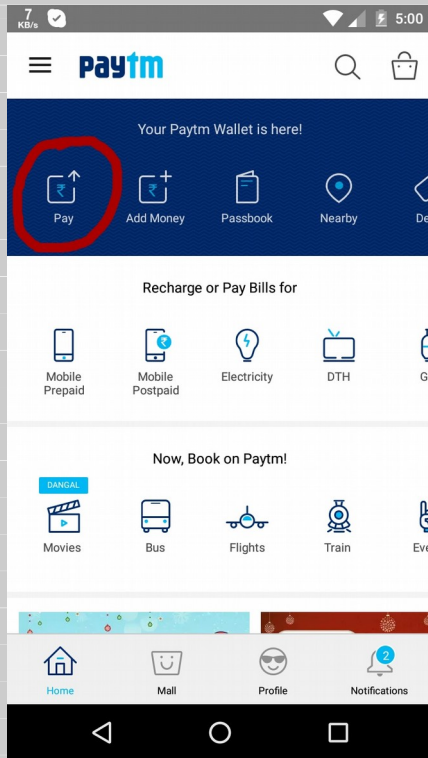


4. Enter the amount, pay the amount and enjoy irresistible games at our stalls.

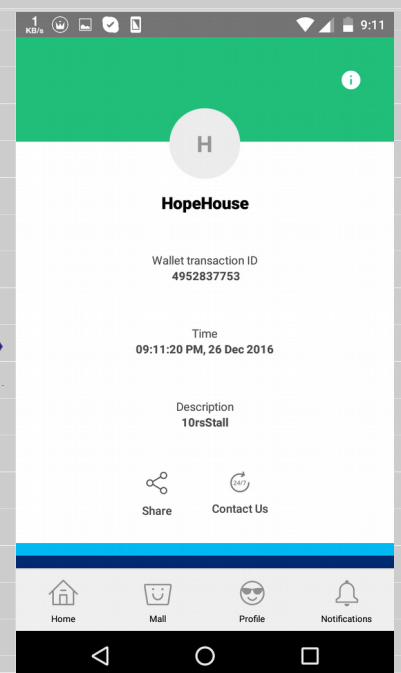
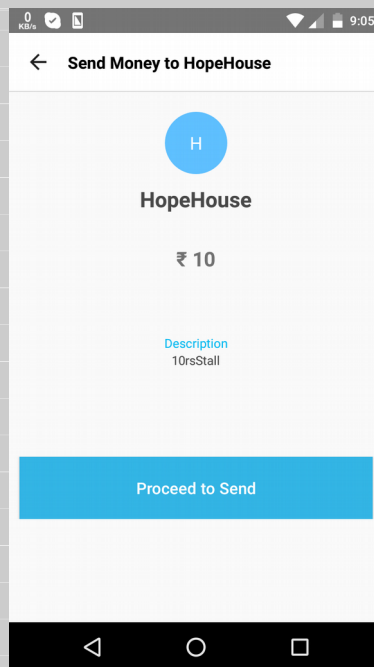
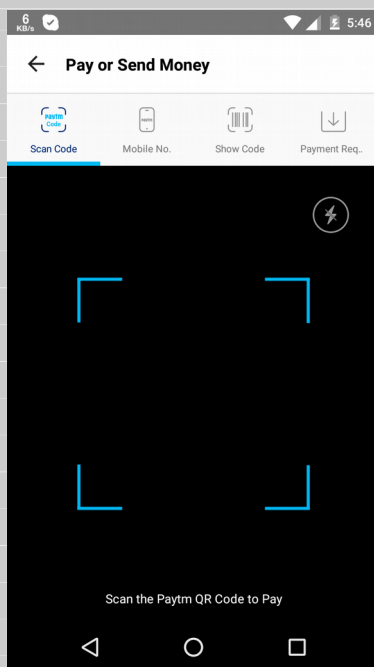


## Instruction & Guide to use PayTm E-Wallet

1. Download PayTm app from <https://play.google.com/store/apps/details?id=net.one97.paytm> and register with your phone number.
2. Open the Application and tap on 'Pay' on the blue side-scroll menu.




3. Scan the HopeHouse PayTm QRcode and Amount will directly be shown on screen just 'Proceed to Send' to pay the amount.

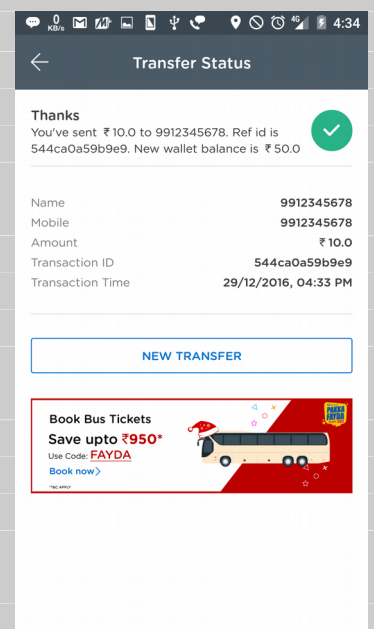
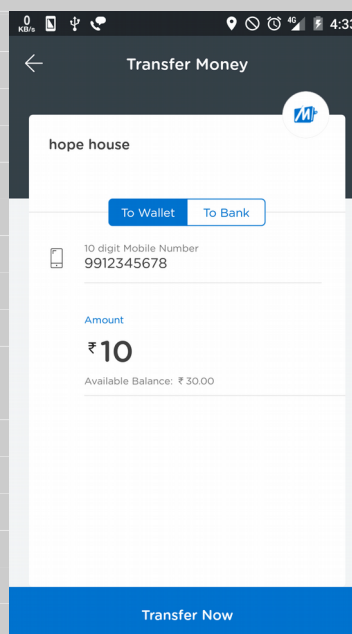
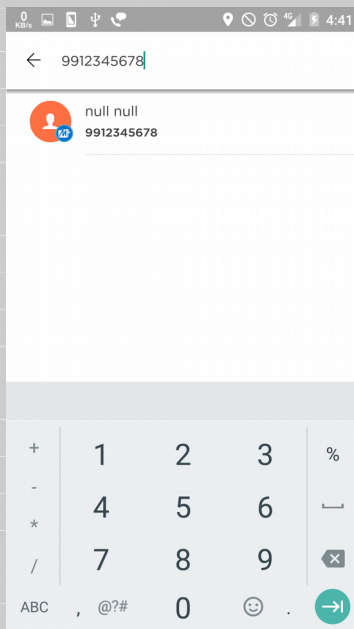


## Instruction & Guide to use MobiKwik

1. Open the App and go to 'PAY OR TRANSFER MONEY'



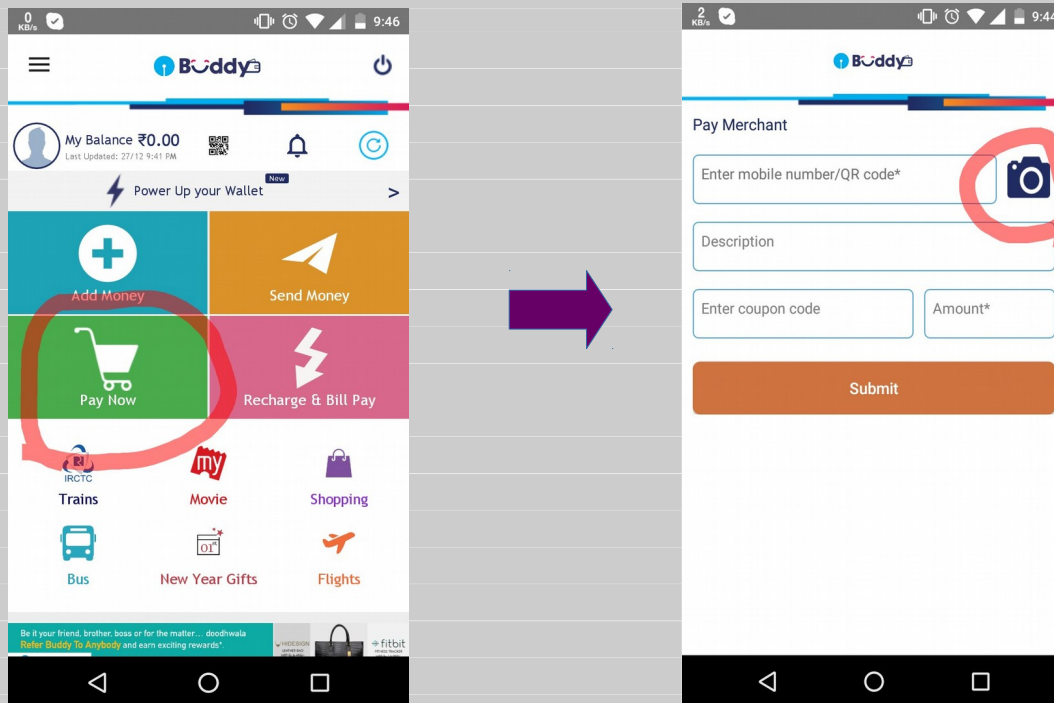
2. Enter the number given at the stall in the field, enter the amount, hit 'TRANSFER NOW' and enjoy the games.



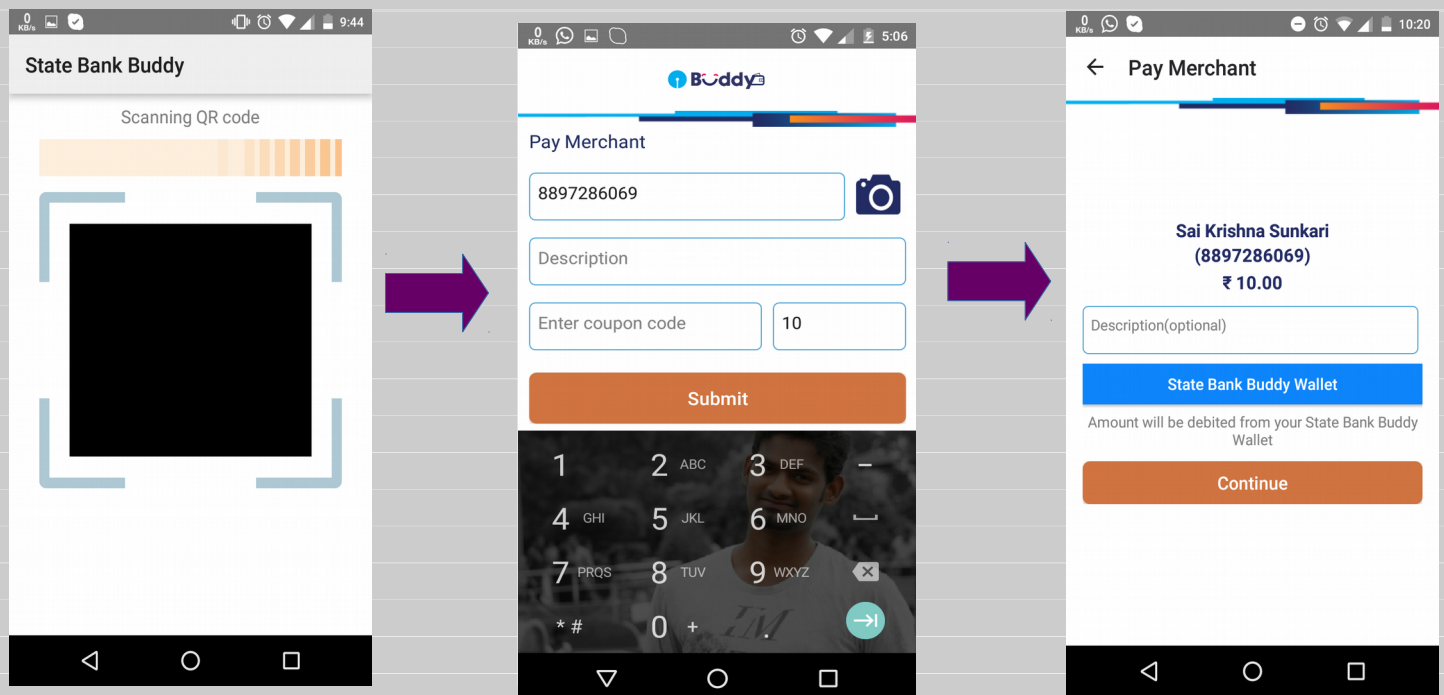
## Instruction & Guide to use State Bank Buddy

1. Download State Bank Buddy app from <https://play.google.com/store/apps/details?id=com.sbi.eruppee&hl=en> and register with your phone number.

2. Open the Application and tap on 'Pay Now' and then the camera icon.



3. Scan the House House QRCode at the respective stall, enter the amount and carry on with the payment.



## **POINTS TO BE NOTICED**

1. Please come with your E-wallets loaded with money to avoid on-the-spot hectic internet banking or debit card transaction. Note that, pre-loaded money transaction takes only 5-10 seconds of time.
2. MobiKwik is providing extra 30 Rs for loading 30 Rs into its wallet to every new customer. Use promocode: DOUBLE  
Thanks us later ;).
3. All E-wallets except State Bank Buddy have *stopped* loading the money into their respective wallet from *SBI internet banking* option wef 27-12-2016 however you can use **Debit cards** to load your money into any E-wallet.
4. All the pictures used here are only for representational view, the exact QRcode and phone number will be provided at the venue during the event.
5. While doing a transaction make sure someone from the organising stall is observing you. Any transaction done without their consent will not be accepted (no credentials are required for this).