



MSME
MICRO, SMALL & MEDIUM ENTERPRISES
सूक्ष्म, लघु एवं मध्यम उद्यम



MSME Idea Hackathon 2.0

#InnovativeIndia



Inviting theme-based ideas from innovators all
across India

**GUIDELINES FOR
PARTICIPATION**



INNOVATIVE IDEA

About

In line with the vision of the Hon'ble Prime Minister, “Atmanirbhar Bharat”, Entrepreneurs are the basis of social change that India aspires for, and their efforts will lay the foundation for a New India, fill in the gaps in solutions required by the people, and help build the base for constructing the economic structure of a powerful India.

It's the endeavor of the Ministry of Micro, Small, and Medium Enterprises to enable MSMEs and citizens of India to put on their thinking caps and create innovative solutions while looking out for local solutions to the local problems, that could be the generation leap India needs, to transform its social, cultural and economic ecosystem into a world leader.

Theme based Ideas in “MSME Idea Hackathon 2.0” are being invited from Students, Innovators, and MSMEs from all over India under the scheme of the Office of Development Commissioner – Incubation Component of MSME Innovative Scheme under the umbrella of MSME Champions Scheme.

The Host Institutions (HI) approved for the scheme will be supported by the Office of DC-MSME. The selected ideas will be provided funding support for nurturing and development of the idea up to Rs. 15 lakhs per approved idea, through the Host Institutes chosen by them.





Themes

The applicants shall submit their ideas based on the following themes:

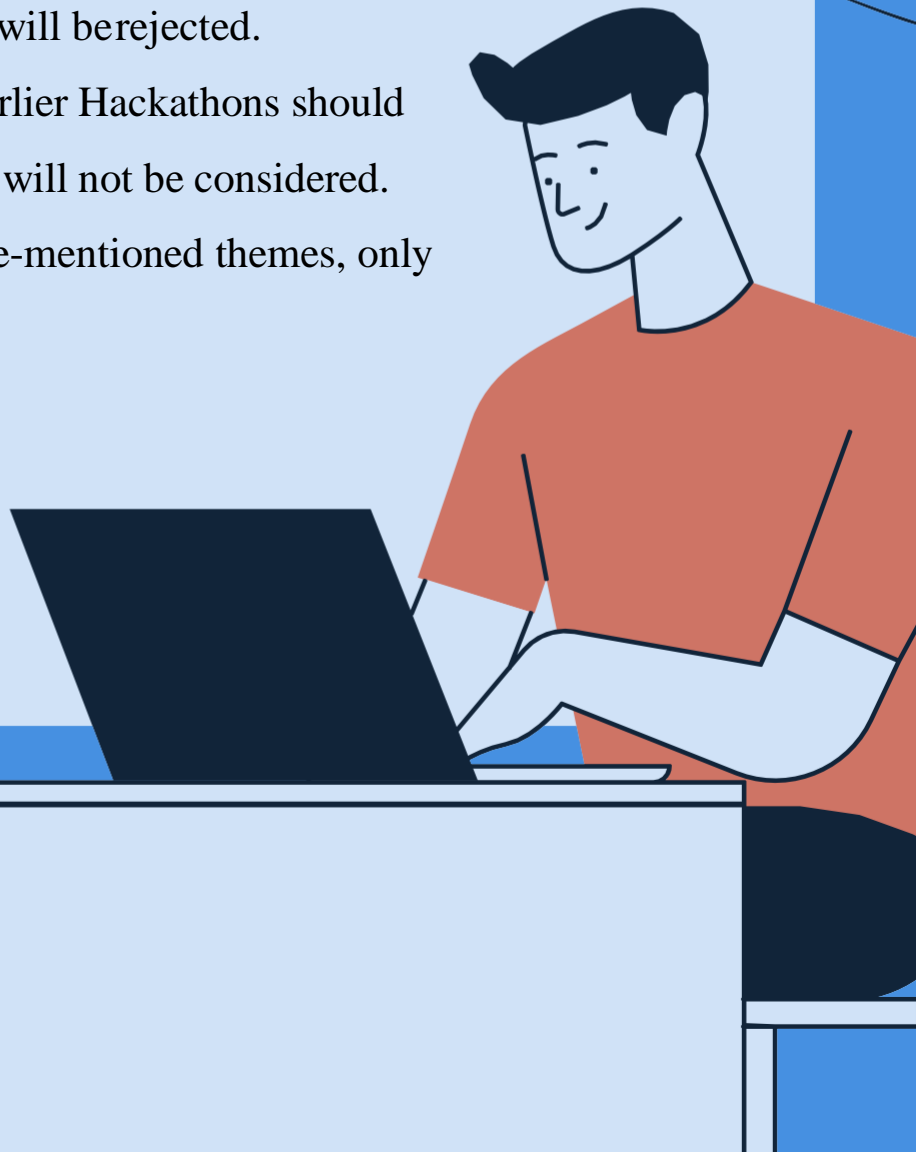
S. No.	Sector	Themes
1.	Agriculture...	Digital Agriculture
2.	Agriculture...	Organic composting
3.	Health...	Low-cost Indigenous Digital Healthcare System
4.	Health...	Potable Water Solutions
5.	Power/IT...	E-Festival
6.	Power/IT...	E-vehicles
7.	Power/IT...	AVGC (Animation, Visual, Gaming & Comics)
8.	Power/IT...	Cloud Computing
9.	Service...	Supply Chain Management Solutions
10.	Service...	Eco-friendly & Sustainable furniture
11.	Service...	Safety in Transportation & Industry
12.	Service...	Disaster Management
13.	Misc....	Alternative Material for Single Use Plastic (SUP)
14.	Misc....	Sustainable fashion
15.	Misc....	Waste to Wealth creation, Circular solutions & waste management

Instructions for Applicants



Instructions for Applicants

1. Applicants shall submit each of their idea(s) to only one HI. If applicants submit the same idea to more than one HI, then the idea will be rejected by the Ministry without assigning any reason.
2. In the Application Form, the applicant has the option to choose the Host Institutes (HI) in their respective States/UTs, so that they can make use of facilities available in HI for the development of the idea. In case there is no HI in their State/UT, the applicant may choose the HI of their choice from any other nearby State/UT. This will form the basis of segregating the applications regionally for evaluation and later providing incubation support.
3. The ideas already submitted in the earlier Hackathons should not be submitted again. Such ideas will be rejected.
4. The ideas approved in the earlier Hackathons should not be submitted, such ideas will not be considered.
5. The ideas based on the above-mentioned themes, only have to be submitted.



Instructions for Applicants


6. The applicants who are selecting the student category should upload valid current student ID which is valid during the year 2022-23.
7. The applicants are instructed to read MSME Innovative Scheme guidelines at https://innovative.msme.gov.in/Documents/FinalGuidelines_MSME_Innovative.pdf and the FAQs at https://innovative.msme.gov.in/Documents/MSME_InnovativeFAQ.pdf thoroughly before submitting the idea.
8. The incubatees of the selected ideas shall develop the idea in the premises of HI chosen by them under the mentorship appointed by HI.
9. No permission shall be given for developing the idea outside the premises of the HI.
10. The incubatees falling under MSME & Other category have to pay 15% of the development cost for the project costs up to Rs. 15 lakhs (and the entire amount over and above Rs. 15 Lakhs of the project cost submitted by them) to HI upfront before receiving the GoI Grant.
11. The Ministry has the right to prune / reduce the project cost as per the decision of the PMAC



Process Flow


The Ministry will mobilize ideas from 2nd October - 14th October on <https://innovative.msme.gov.in/>

The ideas shared by the applicants will undergo two stages of rigorous evaluation at the Host Institute & MoMSME level and one stage of final selection by PMAC, MoMSME.



1st Stage: Evaluation by the Host Institutes

- Ideas will be automatically sent to the HI, selected by the applicant. (MoMSME through its HIs all across the country will shortlist meritorious ideas.)
- For evaluation, each HI will identify and create a pool of experts from different domains/areas of expertise, e.g., entrepreneur, technical expert, financial expert, sector expert, etc.
- From this pool of experts, a panel of a minimum of 3 and a maximum of 5 experts will be selected by the HI to evaluate each idea.
- After evaluation, each HI will shortlist applicants on <https://innovative.msme.gov.in/> and will upload the scores & details of shortlisted applicants' sector-wise along with proper justification for selecting the idea in the Minutes of their evaluation Meeting. During the evaluation, HIs shall adhere to the mandate & themes for the ideas decided by the Ministry of MSME.
- HIs shall ensure that the ideas submitted in MSME Idea Hackathon 2022 and the ideas which were approved in the previous Hackathons by this Ministry shall not be uploaded in MSME Hackathon 2.0. If HIs do this, then the idea will not be considered by MoMSME.
- HIs shall interview each applicant and submit the ideas with suitable Title and details of the ideas including the financial details and upload only the correct details. The finance required for each idea should be scrutinized thoroughly. All the fields in the portal are kept editable for the HIs while forwarding the selected ideas by them. The HIs shall do the due diligence and edit the details appropriately in consultation with the applicants before forwarding them to the Ministry. Only the exact amount required by the ideas shall be uploaded. MoMSME reserves rights to prune/reduce the project cost as per the decision of the PMAC.
- HIs have to ensure that no similar ideas supported already in earlier Hackathons are uploaded in this Hackathon.



2nd Stage: Evaluation by MoMSME

After receiving shortlisted ideas from HIs, the PMU will carry out the first stage screening.

- Only those ideas will be processed which have been received with the relevant and appropriate information, fulfilling all the obligatory conditions as per the scheme guidelines. If the idea uploaded is incomplete/or with incoherent information, the idea will be liable for rejection.
- This will then be counter-checked by the programme division to ensure no eligible idea has been left out. Thereafter the screened ideas will be forwarded to the Domain Expert Selection Committees (DESCs)

3rd Stage: Selection of Ideas by DESC

The ideas received would be further evaluated by DESCs.

- These five Domain Expert Selection Committees (DESCs) will comprise experts from the Industry/Academia/Government. There will be a provision for an honorarium as per GFR for the experts. One expert from MSME DI and one member from the program division for coordination will also constitute the DESC. DESCs will evaluate ideas forwarded to them after the first stage of screening.
- The DESC will evaluate the ideas and would select ideas for recommendation to PMAC for final approval. To ensure all the sectors get adequately represented, the number of ideas recommended must be in the ratio of them being received. The cut-off ratio will be indicated by the officer from the programme division.


4th Stage: Final Selection by Project Monitoring & Advisory Committee

- After detailed evaluation by the DESCs, the recommended ideas would be forwarded to the PMAC for final approval.
- The approved ideas will be granted financial assistance as per scheme guidelines for further development.
- PMAC reserves the right to reject any idea which deems not fit for supporting if the similar idea has been already supported under the scheme without assigning any reasons.

Mandate for Ideas

All ideas should contain, inter-alia, the following basic types of Innovation Processes:

- ❖ Ideation: Innovation related to the product idea & concept.
- ❖ Technology: Innovation related to product functionality.
- ❖ Co-creation: Innovation related to customer involvement.
- ❖ Social Innovation: Innovation related to the corporate culture.
- ❖ Entrepreneurship: Innovation related to entrepreneurial thinking.
- ❖ Marketing & Branding: Innovation related to the customer experience
- ❖ Open Innovation: Innovation related to stakeholders.
- ❖ Business Model Innovation: Innovation related to the purpose and strategy



RESULT

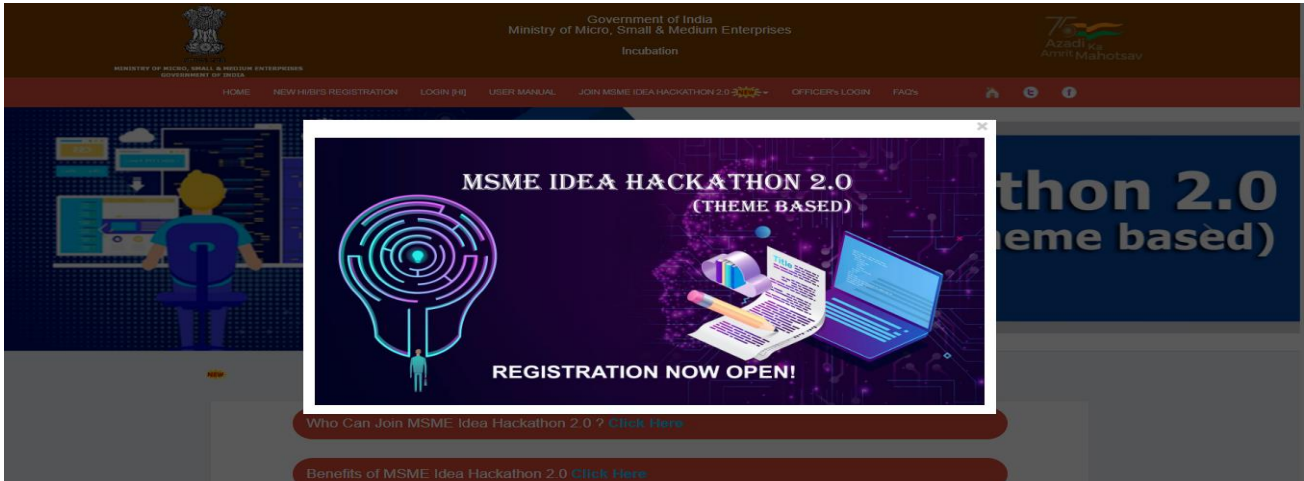


The ideas selected will receive funding of up to ₹15 lakh and incubation support through the HIs for nurturing and development.

MSME IDEA HACKATHON 2.0 (Theme-Based) Manual

Web Address: (<https://my.msme.gov.in/inc/Default.aspx>)

1. After opening the website (<https://my.msme.gov.in/inc/Default.aspx>) click the **JOIN MSME IDEA HACKATHON 2.0** as shown in the screen below.



2. After clicking on **Registration** button, **Registration** window will be displayed, enter all the details and click on **Validate & Generate OTP** button as shown in screen below.

Government of India
Ministry of Micro, Small & Medium Enterprises
Incubation

75
Azadi Ka
Amrit Mahotsav

HOME NEW HI/BIS REGISTRATION LOGIN [HI] USER MANUAL JOIN MSME IDEA HACKATHON 2.0 OFFICER'S LOGIN FAQ's

Registration
Sign In
Guideline for Participation In Hackathon (Download) [Here](#)
MSME Idea Hackathon 2.0 User Manual (Download)

* If already registered during "MSME Idea Hackathon 2022". You should use same Registered Email Id & Password for login ([Click Here](#))

*Select Category
 MSME Student Others

*Name
Enter Name

*Email Id
Email Id

*State
Choose State/UT

*District
Choose District

* Mobile No. +91
Mobile No.

Validate & Generate OTP

3. If MSME category is selected, Enter Udyam Registration and Mobile Number and click on Validate Udyam Registration button, all details get filled automatically after successful validation as shown in the screen below.

NEW REGISTRATION

* If already registered during "MSME Idea Hackathon 2022". You should use same Registered Email Id & Password for login ([Click Here](#))

*Select Category
 MSME Student Others

*Enter Udyam Registration. (If you do not have Udyam Registration, [Register Here](#))
Enter valid Udyam Registration.

*Enter Mobile Number (Udyam Registration)
Please enter Mobile Number as in Udyam Registration

*State
Choose State/UT

*District
Choose District

* Mobile No. +91
Mobile No.

Validate Udyam Registration

* Name
Enter Name

*Email Id
Email Id

Validate & Generate OTP


4. After clicking on **Validate & Generate OTP** button, OTP is sent on entered email Id & Mobile No. Enter all details and click on **Validate & Submit** button as shown in the screen below.


* Password *Confirm Password

(Password must be at least 8 characters long having atleast one lower case, one upper case, one numeric and one special character).

* Enter recived OTP (One Time Password) on your Email *Enter recived OTP (One Time Password) on your mobile

*Verification Code

F9W 
[Verification code is case sensitive]

Validate & Submit 

OPT(One Time Password) send your registered email ID and Mobile No., This OTP valid upto 10 Minutes, kindly check your email and Mobile

Website Content Managed by Ministry of Micro Small and Medium Enterprises
Designed, Developed and Hosted by National Informatics Centre(NIC).

5. If Student category is selected, Student must upload valid student Id as shown in the screen below.

* Password *Confirm Password


(Password must be at least 8 characters long having atleast one lower case, one upper case, one numeric and one special character).

* Enter recived OTP (One Time Password) on your Email *Enter recived OTP (One Time Password) on your mobile

*Kindly upload your student Id (should be valid during 2022-2023)
 No file chosen

[Upload only pdf,File size should not exceed 2 MB]

*Verification Code

DXH 
[Verification code is case sensitive]

Validate & Submit

OPT(One Time Password) send your registered email ID and Mobile No., This OTP valid upto 10 Minutes, kindly check your email and Mobile

6. After clicking on **Validate & Submit** button, registration successful confirmation message window will be displayed, click on OK button and go to Login window. A confirmation email is also sent on registered email Id as shown in the screen below.

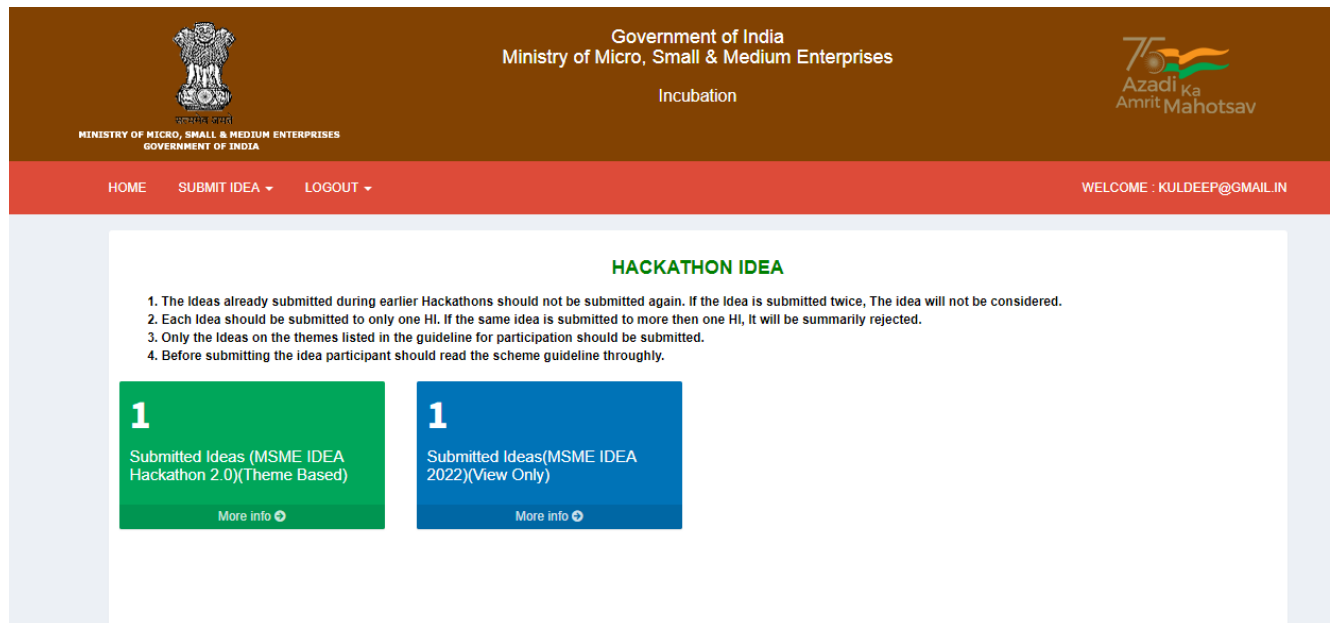
Your Registration submitted successfully, Please click OK button to go to Login page...



7. After clicking on **OK** button Login window will be displayed as shown in the screen below.

8. After entering Registered Email Id, Password and verification code, Click on **Login me** button as shown in the screen below.

9. With successful login, Dashboard window will be opened. User can see all submitted Ideas as shown in the screen below.



10. User registered in MSME Idea Hackathon 2022 as selected Individual category first, now individual category has been re-categorised into **Student and Others**. After login update window will be open as shown in the screen below.



11. Click on **Apply** button, Idea proposal window will be displayed. Enter all details and click on Submit button as shown in the screen below.



Government of India
Ministry of Micro, Small & Medium Enterprises
Incubation



HOME
SUBMIT IDEA
LOGOUT
WELCOME : KULDEEP@GMAIL.IN

APPLY

SUBMITTED IDEAS LIST

HACKATHON IDEA

1. The Ideas already submitted during earlier Hackathons should not be submitted again. If the idea is submitted twice, The idea will not be considered.
2. Each Idea should be submitted to only one HI. If the same idea is submitted to more than one HI, It will be summarily rejected.
3. Only the Ideas on the themes listed in the guideline for participation should be submitted.
4. Before submitting the idea participant should read the scheme guideline throughly.

1

Submitted Ideas (MSME IDEA Hackathon 2.0)(Theme Based)

More info

1

Submitted Ideas(MSME IDEA 2022)(View Only)

More info

12.

Proforma for submission of Idea Hackathon 2.0(Theme Based)

You have submitted total 1 idea.You can submit maximum 10 ideas.

1.* Select HI/BI State

2.* Select HI/BI

3.* Idea Theme

4.* Title of proposed idea/innovation

5.* Briefly explain newness/uniqueeness of the innovation

Maximum 1500 characters allowed.

7.* Specify the potential areas of application in industry/market in brief

Maximum 1500 characters allowed.

8.* Briefly provide the market potential of idea/innovation

Maximum 1500 characters allowed.

9. * UPLOAD PROPOSAL (Name and contact details should not appear in the file.)

No file chosen

[Upload only pdf,File size should not exceed 5 MB]

Maximum 1500 characters allowed.

***Verification Code**

B93

[Verification code is case sensitive]

No details as filled above can be changed once the application is finally submitted.

Submit

Website Content Managed by Ministry of Micro Small and Medium Enterprises
Designed, Developed and Hosted by National Informatics Centre(NIC).

13.

14. Select themes from the drop-down option as shown in the screen below:

Government of India
Ministry of Micro, Small & Medium Enterprises
Incubation

75
Azadi Ka
Amrit Mahotsav

HOME SUBMIT IDEA LOGOUT WELCOME : TEST@GMAIL.COM

Proforma for submission of Idea Hackathon 2.0(Theme Based)

You have submitted total 0 idea.You can submit maximum 10 ideas.

1.* Select Hi/BI State
Choose State/UT

2.* Select Hi/BI
Choose Hi/BI

3.* Idea Theme
Choose Idea Theme
Choose Idea Theme
Alternative Material for Single Use Plastic (SUP)
Digital Agriculture
E-Festival
Sustainable fashion
Low-cost Indigenous Digital Healthcare System
Waste to Wealth creation, Circular solutions & waste management
Supply Chain Management Solutions
E-vehicles
Organic composting
Eco-friendly & Sustainable furniture
Portable Water Solutions
Safety in Transportation & Industry
AVGC (Animation, Visual, Gaming, Comics)
Cloud Computing
Disaster Management

7.* Specify the potential areas of application in industry/market in brief
Enter potential areas of application
Maximum 1500 characters allowed.

8.* Briefly provide the market potential of idea/innovation
Briefly provide the market potential of idea/innovation
Maximum 1500 characters allowed.

9.* UPLOAD PROPOSAL (Name and contact details should not appear in the file.)
Choose File No file chosen
[Upload only pdf File size should not exceed 5 MB]

15. After clicking on **Submit** button the confirmation message will be displayed, Click **OK** button the idea proposal will be submitted and also an email is sent on registered email Id as shown in the screen below.

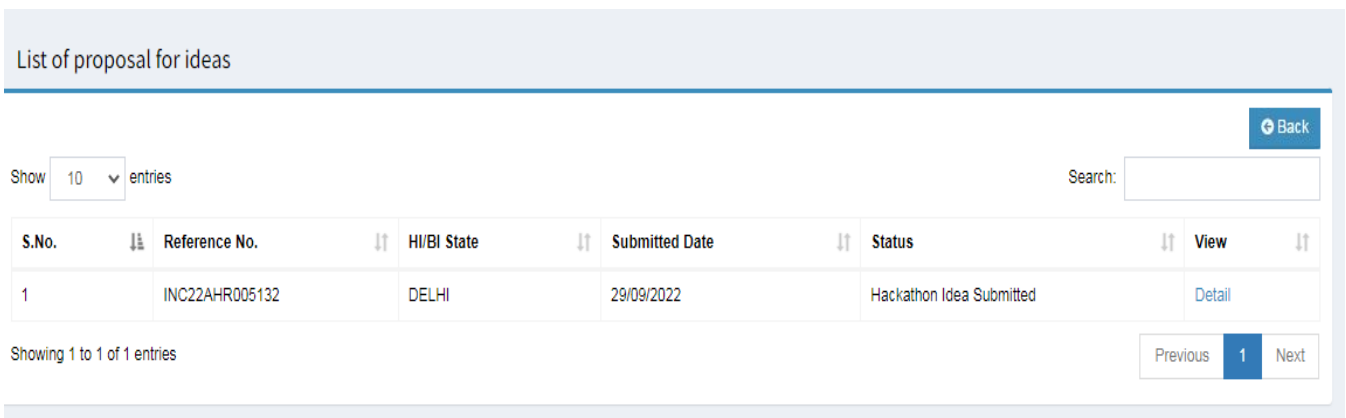
Are you sure, you have entered correct data? After submitted, details can not be changed.



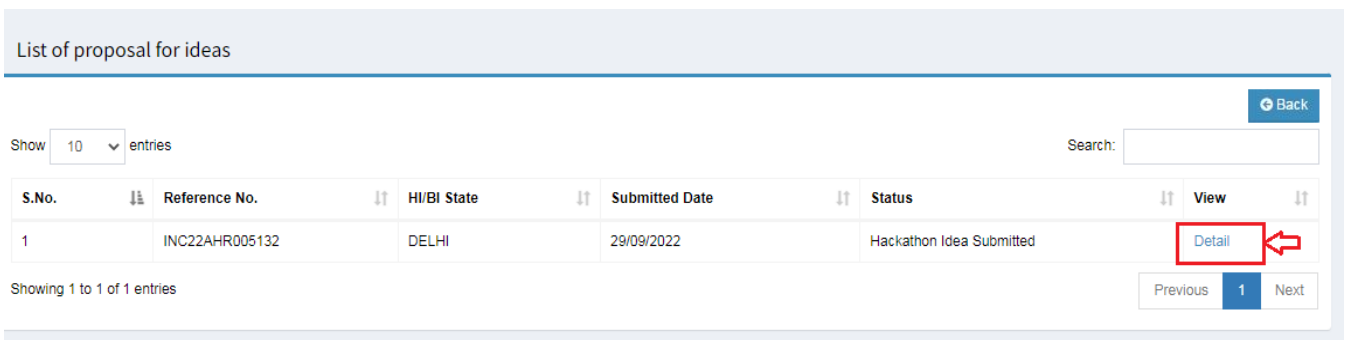
16. User can see all submitted ideas proposals by clicking on the **SUBMITTED IDEAS LIST** button as shown in the screen below.



17. After clicking on the more info button all submitted ideas list window will be displayed as shown in the screen below.



18. User can see submitted idea proposal by clicking on **Detail** button as shown in the screen below.



19. After clicking on Detail button, proposal details window will be displayed as shown in the screen below.

[Back](#)

MSME IDEA HACKATHON 2.0 (Theme Based)

Reference No. :- INC22ATS005127

1. Business Incubator Name	Dr.D.Indira
2. Business Incubator Email Id	indira@msme.gov.in
3. Business Incubator Mobile Number	9900010412
4. HI/BI State	TELANGANA
5. HI/BI Name	MSME
6. Idea Theme	Waste to Wealth creation, Circular solutions & waste management
7. Title of proposed idea/innovation	Smart Wheel chair with Robotic ARM
8. Briefly explain newness/uniqueness of the innovation	For those with neuromuscular or spinal cord injuries that results in upper extremity impairments ,the most basic tasks like picking any items , drinking or eating with a spoon can be nearly impossible . among such patients , the ability to reach accurately and manipulate object is consistently rated as one of their most important challenges. Assistive Robotics can fill the gap. we are proposing the uniqueness of mounting humanoid robotic arm with Wheel chair to provide an increased sense of independence for users and this reduce the need for caretaker . However these devices are still very costly , making them virtually inaccessible to most of the people who need them . this is largely due to the expensive parts needed to enable the arm to adapt to the user and the environment in real time.
9. Concept & Objective	We believe that the development of a robotic arm based on neuromorphic (who is having spinal problem) can be a game changer for people with disability ,it could make it easier for them to engage with community , boost their independence, and grant them employment opportunities . the expected cost and performance improvements are potentially disruptive to this market. 9The goal of this product is to produce assistive humanoid robotic arm for patients with wheel chairs. To do their basic tasks like picking ,dinking water , controlling the Home appliances , finishing the home works , controlling their own wheel chair etc
10. Specify the potential areas of application in industry/market in brief)Hospitals 2) Airport 3) House Hold users 4) Old Age Homes
11. Briefly provide the market potential of idea/innovation	According to the survey in India IIT madras says that india currently importing total three lakh wheel chairs annually. Products with comparable features are available only in the global market and are three to five times more expensive. And there are no commercial manufacturers in india for this market. The global wheelchairs market is expected to reach a value of about US 6,253.6 Mn by the end of 2026, expanding at a high single digit CAGR during the forecast period. Rise in geriatric population, increase in disabled population, adoption and awareness of advanced wheelchairs products, improvement in healthcare infrastructure, and favorable reimbursement policies are expected to boost the global wheelchairs market during the forecast period.
12. Uploaded Proposal	View/Download

[Print](#)

20. User can also reset the password by clicking on Forgot Password link as shown in the screen below.

The screenshot shows a login page titled "LOGIN HERE". It contains three input fields: "1. Registered Email Id" (with placeholder "Enter Valid Registered Email Id"), "2. Password" (with placeholder "Enter your password"), and "*Verification Code" (with placeholder "Fill display below verification code"). A verification code "8C3" is displayed in a blue box with a refresh icon and the note "[Verification code is case sensitive]". Below the code is a "Login me" button and a link "Forgot Password ? Click Here" which is highlighted with a red box and an arrow pointing to it. To the right, "Instructions for user login:" are listed: 1. Please follow the process given below (1. Enter valid Registered Email Id, 2. Enter valid Password, 3. Enter valid verification code as given in captcha image, 4. Verification code is case sensitive, 5. Click on Login me button); 2. Once you login with valid credential you will be redirected to your Dashboard where multiple action can be done. At the bottom, a footer states: "Website Content Managed by Ministry of Micro Small and Medium Enterprises Designed, Developed and Hosted by National Informatics Centre(NIC)." The page also features the Government of India logo and the 75th Azadi Ka Amrit Mahotsav logo.

21. After clicking on the link button Forgot Password window will be displayed. Enter the registered email Id and verification code, click on **Submit** button an OTP will be sent on registered email Id as shown in the screen below.

The screenshot shows the "Forgot Password" window. It has a header with the Government of India logo, "Ministry of Micro, Small & Medium Enterprises Incubation", and the 75th Azadi Ka Amrit Mahotsav logo. A navigation bar includes links for HOME, NEW HI/BI'S REGISTRATION, LOGIN [HI], USER MANUAL, JOIN MSME IDEA HACKATHON 2.0, OFFICER'S LOGIN, and FAQ's. The main content area has a title "Forgot Password" and two input fields: "Enter Registered Email ID" (placeholder "Enter Registered Email ID") and "Verification Code" (placeholder "Fill the verification code display below"). A verification code "TL5" is shown in a blue box with a refresh icon and the note "[Verification code is case sensitive]". Below the code is a "Submit" button, which is highlighted with a red box and an arrow. A "Login ? Click Here" link is also present. To the right, "Instructions for Forgot Password:" are listed: 1. Please follow the process given below (1. Enter valid Registered Email ID, 2. Enter valid verification code as given in captcha image, 3. Verification code is case sensitive, 4. Click on Submit button); 2. Once you have click on Submit button with valid credential. You will be go to automatically Change Password screen. The footer is the same as in the previous screenshot.

22. After clicking on button change password window will be displayed. Enter details and click on **Submit** button. Password will be reset successfully as shown in the screen below.

The screenshot shows the "Change Password" window. It has a header with the Government of India logo, "Ministry of Micro, Small & Medium Enterprises Incubation", and the 75th Azadi Ka Amrit Mahotsav logo. A navigation bar includes links for HOME, GUIDELINE, NEW HI/BI'S REGISTRATION, LOGIN, USER MANUAL, JOIN MSME IDEA HACKATHON 2022, and FAQ's. The main content area has a title "Change Password" and four input fields: "Enter New Password", "Enter Confirm Password", "Enter Your OTP Number", and "Enter Verification Code". A verification code "9QU" is shown in a blue box with a refresh icon and the note "[Verification code is case sensitive]". Below the code is a "Submit" button, which is highlighted with a red box and an arrow. Below the "Submit" button, there is a note: "OTP(One Time Password) send your registered email ID, This OTP valid upto 10 Minutes, kindly check your email id for reset password." To the right, "Instructions for Change Password :" are listed: Please follow the below process to Change Password (1. Enter New Password, 2. Enter Confirm Password, 3. Password must be at least 8 characters long having atleast one lower case, one upper case, one numeric and one special character, 4. Enter verification code as given in captcha image, 5. Verification code is case sensitive, 6. Click on submit button). The footer is the same as in the previous screenshots.

23. You can also give your feedback. Enter your name, email id mobile and provide feedback and click on **Proceed to Submit** button as shown in the screen below.

The screenshot shows a web page with a red navigation bar at the top containing links like HOME, GUIDELINE, NEW H/B/F'S REGISTRATION, LOGIN, USER MANUAL, JOIN MSME IDEA HACKATHON 2022, and FAQ's. The main content area is split into two columns. The left column, titled 'Our Concern', features three smiley faces (green, blue, pink) and the word 'FEEDBACK' in blue. Below them is a thank-you message: 'Thank you for visiting my.msme.gov.in/inc/. We appreciate your valuable time. We would like to hear from you about your experience and get your valued feedback on how we can serve you better.' The right column, titled 'Your Feedback', contains a form with the following fields: 'Name' (text input), 'Email Id' (text input), 'Mobile No.' (text input), and 'Please Enter Your Feedback' (text area). Below the text area is a red warning: 'maximum 1500 characters or approx 300 words'. At the bottom of the form is a blue 'Proceed to Submit' button, which is highlighted with a red rectangular box and a white arrow pointing to it from the right.

24. After clicking on Proceed to Submit button an OTP will be sent on your mobile number. Enter valid OTP and click on submit button, your feedback will be submitted successfully as shown in the screen below.

The screenshot shows a verification form on a light blue background. It has two text input fields: 'Enter OTP' (with placeholder 'Enter OTP Recived on Mobile') and 'Verification Code' (with placeholder 'Enter below displayed verification code'). Below the second field is a blue box containing the verification code 'VZL' and a circular refresh icon. Underneath the box is the text '[Verification code is case sensitive]'. At the bottom of the form is a blue 'Submit' button. The footer of the page is a dark brown bar with the text 'Website Content Managed by Ministry of Micro Small and Medium Enterprises'.

End of MSME IDEA HACKATHON 2.0 (Theme Based) Manual