

**NPTTEL EXAMINATION
REGISTRATIONS
JAN - APR 2021
(RGUKT – BASAR)**

(Exam Link is open till FEB 8th 2021)

STEPS FOR EXAM REGISTRATION

Regarding Fee Payment and Scholarship :

- This Semester there is NO BULK Payment .
- But, for the benefit of our students, NPTEL has graciously consented to provide Scholarship for our RGUKT Basar students, (50 % for Local Chapter Students) in this run also.
- This Means, RGUKT Basar students who register as Local Chapter students in their Enrollment and Examination forms **would pay INR 1000 as exam fee (per course), AFTER Passing the Exam, NPTEL would REFUND Back INR 500 to their Bank accounts directly (Local chapter Scholarship).** (Max 1 course under Scholarship). **(Same is applicable for Credit-Transfer courses also)**

Step 1:

Certification exam registration URL is: <https://examform.nptel.ac.in/>

Then, login with your credentials(same as used for course enrollment)



Note:

Please make sure that you login using the same email id you had used while enrolling (joining) to the course.

Microsoft Account

Google

Facebook

OR

Username

Username

Password

Password

Sign in

[Forgot your password?](#)

OR

Don't have an account? [Sign up now](#)


Step 2 : Dashboard




Exam Form

 **Exam Dashboard**

 Personal Info

 Courses

 Select City

 Review and Finish

Hi roshan@rgukt.ac.in



Welcome to the NPTEL Exam Form registration page.

Before you start, please go through the [Timelines and Guidelines](#) and [Final Course List](#)

Important Note: Kindly use the latest versions of Google Chrome or Mozilla Firefox to fill in the Application Form. Use Mouse to move between fields for entry of data instead of using Tab Key.
Fields marked with * are mandatory.

[Go to Personal Info](#)

Step 3 : Fill up Personal Info

Exam Formroshan@rgukt.ac.in

- Exam Dashboard
- Personal Info**
- Courses
- Select City
- Review and Finish

E-Mail *

Your email id must be unique and is your identity. Your assignment submissions will be identified with this Email id.

Name *

The name entered here will appear in your certificate. No further changes will be entertained.

Date of birth *

Date of birth will be verified against a Govt. issued Id card at the venue of the exam. Ensure that the data given is correct

Address Line 1 *

All postal communication will use this address only. No further changes will be entertained.

Address Line 2 *

City *

Pincode *

State *

Country *



Guidelines

All images must be under 150 KB and in .JPG format.
The following fields will not be editable once saved:

- Do you come under SC/ST category?
- Proof (.PDF, .JPG, .JPEG Between 50KB - 2MB)
- Are you a person with disabilities?
- Are you a person with disabilities above 40%?
- Proof (.PDF, .JPG, .JPEG Between 50KB - 2MB)
- What is your role ?

Fields marked with * are mandatory.

Step 3 : Upload Files



Exam Form

roshan@rgukt.ac.in

Passport size photo (.JPG, .JPEG Between 50KB - 150KB) *

Signature image (.JPG, .JPEG Between 50KB - 150KB) *

ID proof (.PDF, .JPG, .JPEG Between 50KB - 2MB) *

Aadhar Card / Voter's ID / Driver's license

Do you come under SC/ST category? *

Yes No

Applicants who claim to be in any of the category SC/ST have to submit valid document issued by competent authority, to qualify for the reduced fee. Authorities Empowered to Issue Certificates (SC/ST): District Magistrate/ Additional District Magistrate/ Collector/ Deputy Collector/ Deputy Commissioner/ Additional Deputy Commissioner/ 1st Class Stipendiary Magistrate/ City Magistrate/ SubDivisional Magistrate/ Taluk Magistrate/ Executive Magistrate/ Extra Assistant Commissioner. Chief Presidency Magistrate/ Additional Chief Presidency Magistrate/ Presidency Magistrate Revenue Officer not below the rank of Tahsildar SubDivisional Officer of the area where the Candidate and/or her/his family normally resides Administrator/ Secretary to Administrator/ Development Officer (Lakshadweep Islands) Certificate issued by any other official will not be accepted.

Are you a person with disabilities? *

No

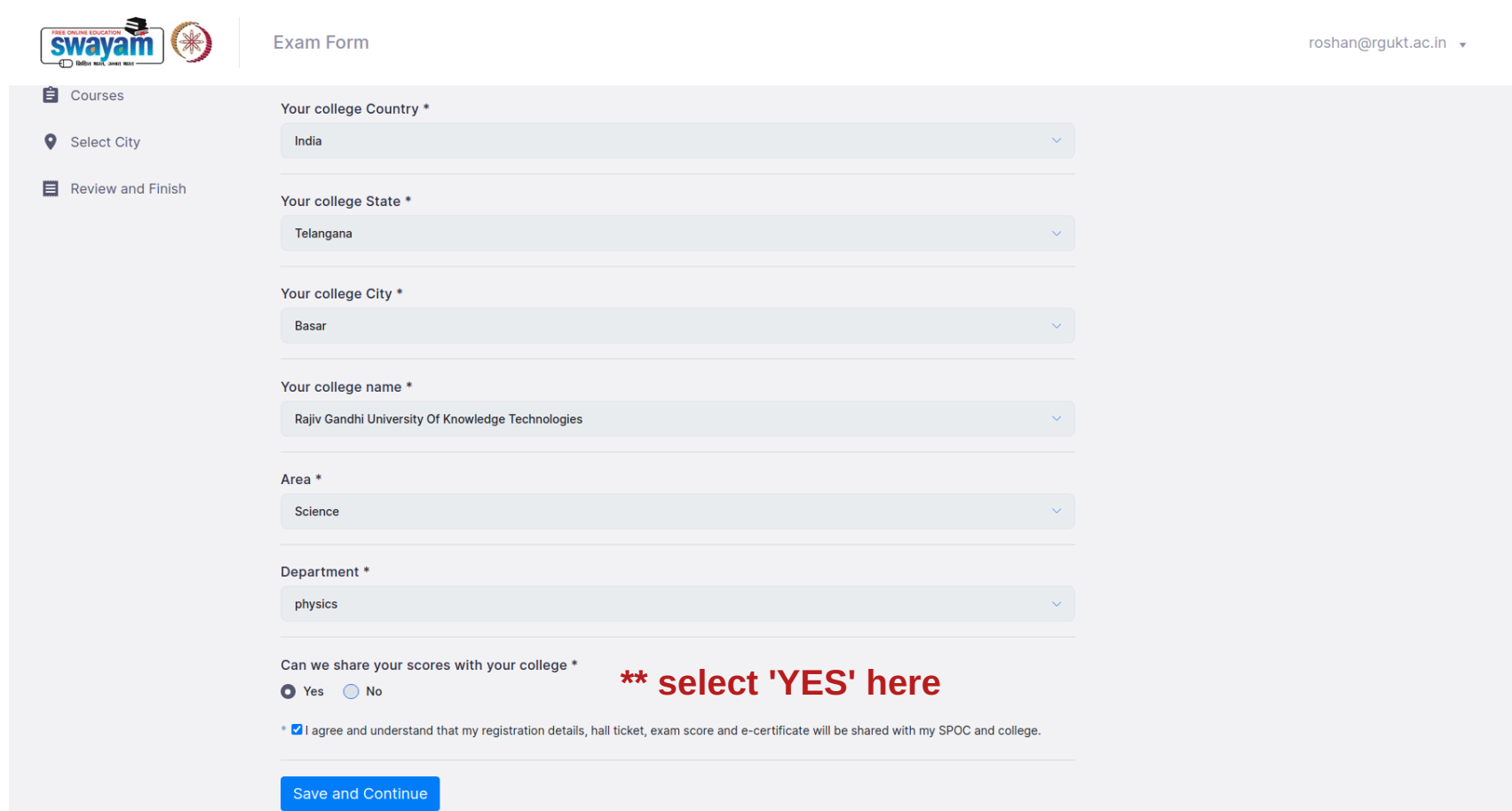
What is your role ? *

Student Faculty Employed Others

How did you know about these courses? *

NPTEL Localchapter

Step 4 : Fill up College Details



The screenshot shows the 'Exam Form' registration page on the Swayam portal. The page includes a navigation menu on the left with options: 'Courses', 'Select City', and 'Review and Finish'. The main content area contains several dropdown menus for entering college information:

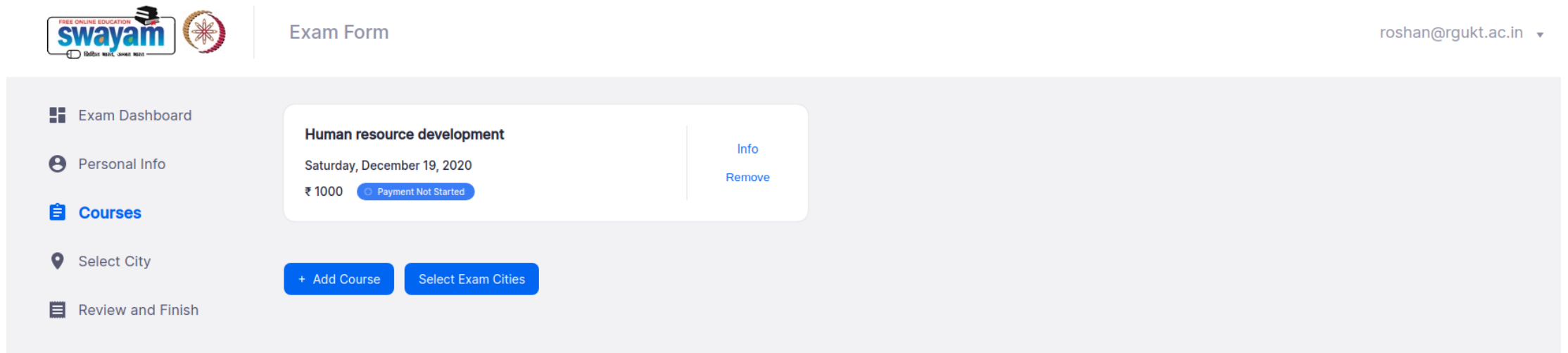
- Your college Country ***: India
- Your college State ***: Telangana
- Your college City ***: Basar
- Your college name ***: Rajiv Gandhi University Of Knowledge Technologies
- Area ***: Science
- Department ***: physics

Below the dropdowns, there is a question: "Can we share your scores with your college *". The "Yes" radio button is selected. A red annotation reads: **** select 'YES' here**. Below this, a checkbox is checked with the text: "I agree and understand that my registration details, hall ticket, exam score and e-certificate will be shared with my SPOC and college."

At the bottom of the form is a blue button labeled "Save and Continue".

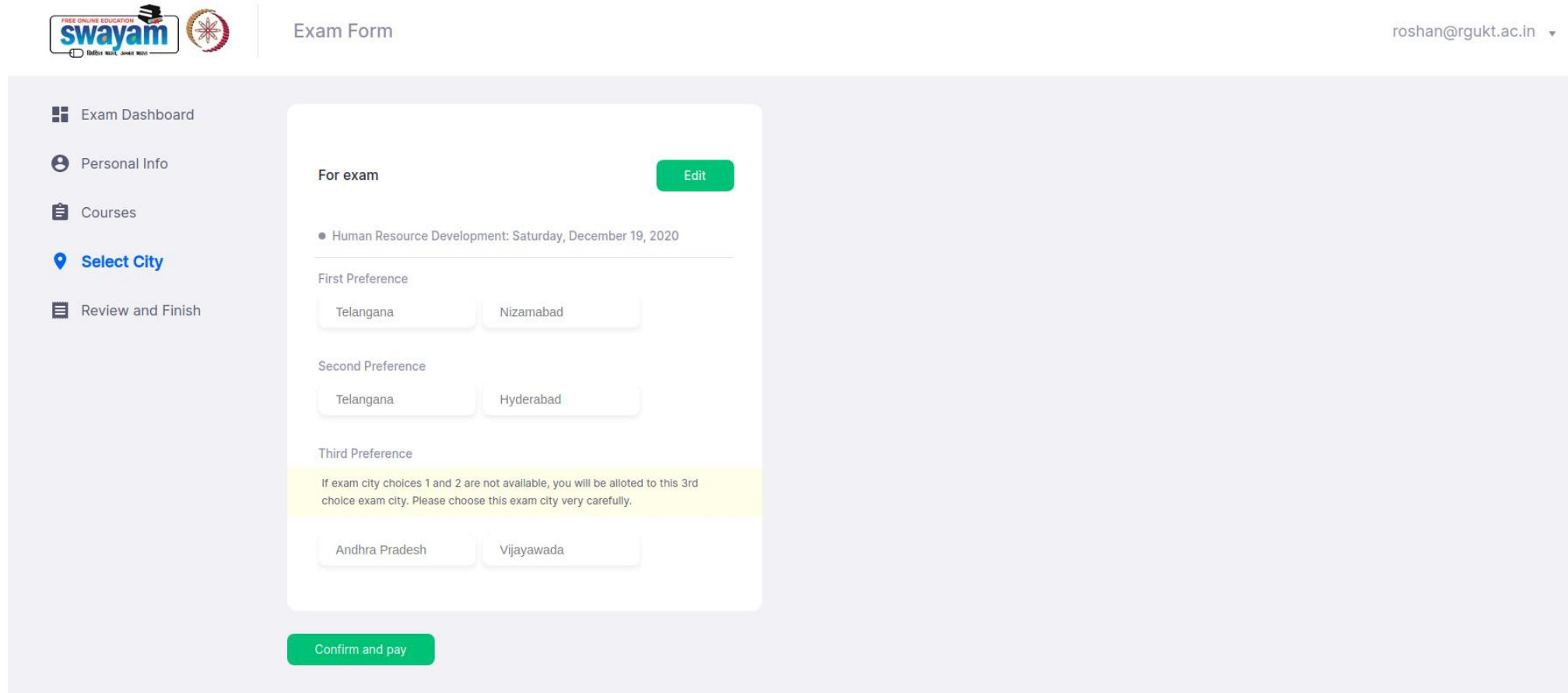
Logos for Swayam and RGUKT are visible in the top left. The email address "roshan@rgukt.ac.in" is shown in the top right.

Step 5 : Choose Exam Courses and dates



The screenshot displays the Swayam Exam Form interface. At the top left, there is the Swayam logo with the text "FREE ONLINE EDUCATION" and "swayam" in a stylized font, accompanied by a gear icon and a circular emblem. To the right of the logo, the text "Exam Form" is visible. In the top right corner, the email address "roshan@rgukt.ac.in" is shown with a dropdown arrow. The main content area features a sidebar on the left with navigation options: "Exam Dashboard", "Personal Info", "Courses" (highlighted in blue), "Select City", and "Review and Finish". The central area contains a card for the course "Human resource development". This card lists the exam date as "Saturday, December 19, 2020", the fee as "₹ 1000", and the payment status as "Payment Not Started" (indicated by a blue circle with a white dot). To the right of the course name are links for "Info" and "Remove". At the bottom of the card, there are two blue buttons: "+ Add Course" and "Select Exam Cities".

Step 6 : Choose Exam Cities (Preferences)



The screenshot shows the 'Exam Form' page on the Swayam portal. The header includes the Swayam logo and the text 'roshan@rgukt.ac.in'. A left sidebar contains navigation options: Exam Dashboard, Personal Info, Courses, **Select City**, and Review and Finish. The main content area is titled 'Exam Form' and features a green 'Edit' button. Below this, the exam details are listed: 'Human Resource Development: Saturday, December 19, 2020'. The 'First Preference' section shows 'Telangana' and 'Nizamabad'. The 'Second Preference' section shows 'Telangana' and 'Hyderabad'. The 'Third Preference' section is highlighted in yellow and includes a warning: 'If exam city choices 1 and 2 are not available, you will be allotted to this 3rd choice exam city. Please choose this exam city very carefully.' Below this, the options are 'Andhra Pradesh' and 'Vijayawada'. A green 'Confirm and pay' button is located at the bottom of the form.

Exam Form

roshan@rgukt.ac.in

Exam Dashboard

Personal Info

Courses

Select City

Review and Finish

For exam [Edit](#)

- Human Resource Development: Saturday, December 19, 2020

First Preference

Telangana Nizamabad

Second Preference

Telangana Hyderabad

Third Preference

If exam city choices 1 and 2 are not available, you will be allotted to this 3rd choice exam city. Please choose this exam city very carefully.

Andhra Pradesh Vijayawada

[Confirm and pay](#)

Step 7 : Review All Details



Exam Form

roshan@rgukt.ac.in ▾

Exam
Dashboard

Here is a summary of your NPTEL exam registration.
Please make sure all the details listed below are correct.

Personal
Info

Name: S Chand Rakesh Roshan

Courses

Address Line 1: Flat No 201, 2 BR A

Select City

Address Line 2: RGUKT BASAR, Nirmal District

City: BASARA

**Review
and Finish**

Pincode: 504107

State: Telangana

Country: India

Step 8 : Review All Details and PAYMENT

Mode of payment: Online payment - debit card/credit card/net banking



Exam Form :

roshan@rgukt.ac.in

Area: Science

Department: Physics

Can we share your scores with your college: Yes

Added Courses

Human Resource Development
Exam Date: Saturday, December 19, 2020

Course Amount : ₹ 1000

Amount to be paid: ₹ 1000

Total: ₹ 1000

Terms and Conditions

- I am either above 18 years of age, or I am below 18 years and have my parent's / guardian's consent. I hereby declare that I have carefully read the instructions and all the particulars stated in this application form are true and correct to the best of my knowledge and belief. If the information provided is found false / incorrect, I shall abide by any action and / or decision taken by NPTEL.
- I agree to the following with respect to the exam scheduling process: NPTEL will try to run the exams as scheduled; however based on logistical, operational, or any other reasons, NPTEL can make any of the following changes at any time.
 - NPTEL can change the date/session of exam to other options available.
 - NPTEL can allocate a city from among the 3 choices given or any other city as per the availability of centres and nodes.
 - NPTEL can cancel a centre.
- I agree to the following conditions relevant to the activities on exam day.
 - I will not be allowed to write the exam if I enter the exam venue after the mentioned timing on exam day or do not bring requisite documentation/ID proof.
 - NPTEL has the right to cancel my registration/withhold results if any malpractice is committed by me during the exam.
 - NPTEL has the right to cancel the exam in a centre/city owing to unforeseeable circumstances on the day of the exam and can decide on appropriate course of action thereafter.
- I agree to the following conditions with respect to the evaluation and publication of results.
 - That my details/testimonial may be used on the portal and on publicity material in case I am a topper in the course.
 - Course Instructor's decision on scores and evaluation is final and no further clarification will be provided.
 - Question paper and solution will not be published for the courses.
- I agree - If I fail in any of the exams, NPTEL WILL NOT conduct Supplementary exams for the same.
- I understand and agree, I should use the same email id throughout the course run, for enrolling to a course and for registering for the exam. Assignments submitted using any other email id will not be taken into consideration towards final consolidated score & certification. The responsibility of the email id being valid until the course run is over is mine.

I agree to all the above

Continue to Payment

BEST WISHES

In Case of any queries, Please feel free
to contact the undersigned :

Mr. S Chand Rakesh Roshan
SWAYAM NPTEL Coordinator
RGUKT Basar