

## NPTEL (Sep) Exam Registration

Required Details for filling up of Exam Registration Form:

1. Photo (less than 150Kb)
2. Signature (less than 150 Kb)
3. SC/ST Certificate (If Applicable)
4. For Payment Method (Slide – 10 ), Choose “ **Pay Via SPOC of my College**”

\*\* Please follow the slides below if you are registering for the exam , All enrolled students should be taking exam as the Scholarship is approved for all our enrolled students (2600 students)

**Exam Scholarship: 50 percent concession to Local Chapter Students only and currently for RGUKT Basar , for all the enrolled students 2600 Scholarships are approved by NPTEL (2600 \*500 = 13,00,000 Concession in Fees for RGUKT)**

## Fee Details:

Examination Fee per course – General Rs 1000

Local Chapter Students – Rs 500 (RGUKT Basar)

SC/ST – Rs 250 (RGUKT Basar)

**IMP: This year Scholarship Rules have changed, All others are paying Rs 1000 initially, and after exam Rs 500 would be refunded back But On OUR Request , we are paying Rs 500 only (Thanks to NPTEL for accepting our request)**

Step :1 Go to the Link <http://nptelonlinecourses.iitm.ac.in>

NPTEL

IIT BOMBAY IIT DELHI IIT GUWAHATI IIT KANPUR IIT KHARAGPUR IIT MADRAS IIT ROORKEE IISc BANGALORE

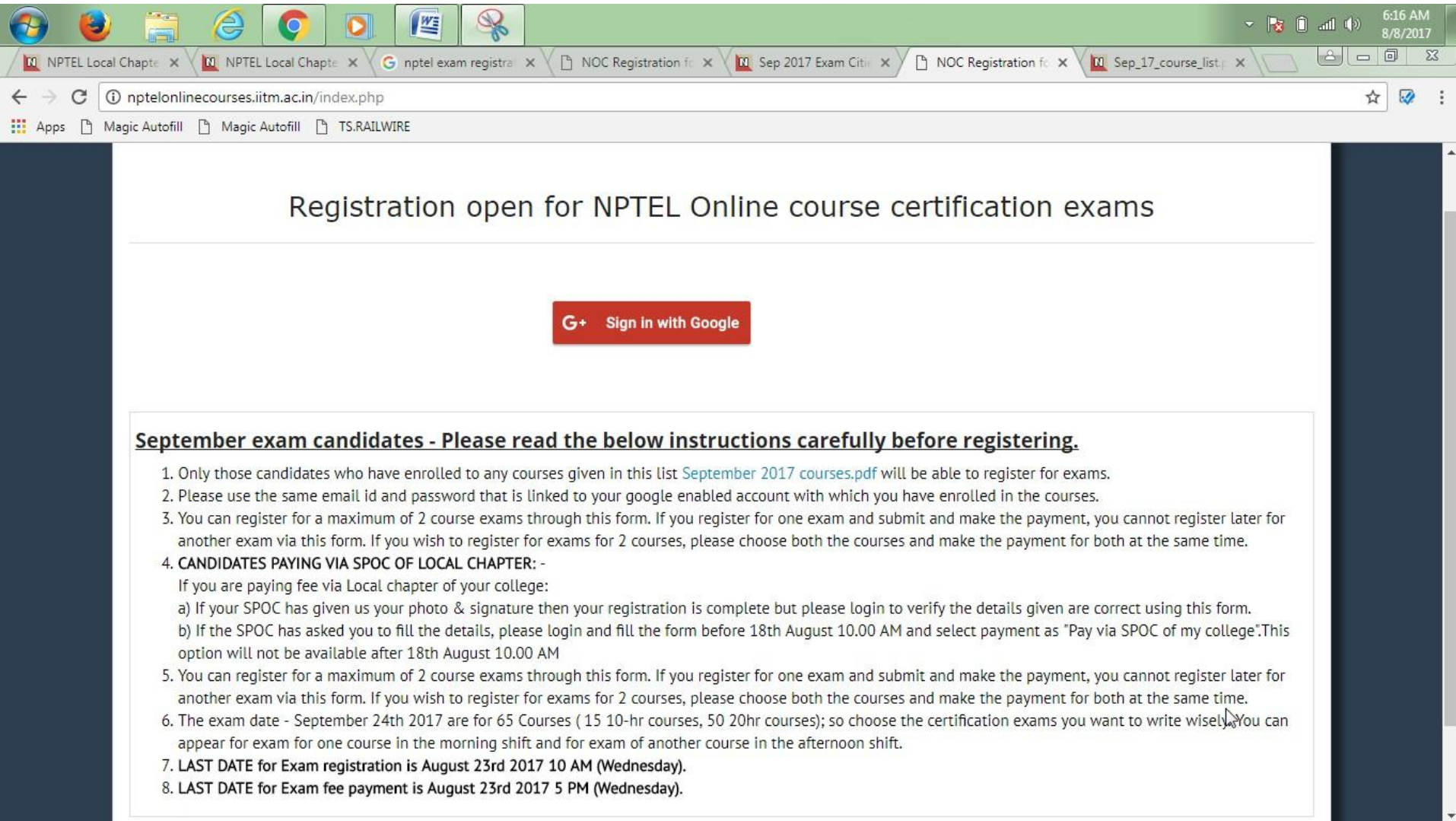
Logout

## Exam Registration Form for September 2017

[Registration Form for September 24th exams \(Open\)](#)

-> September exam courses

## Step :2 Sign in with your Registered Google account



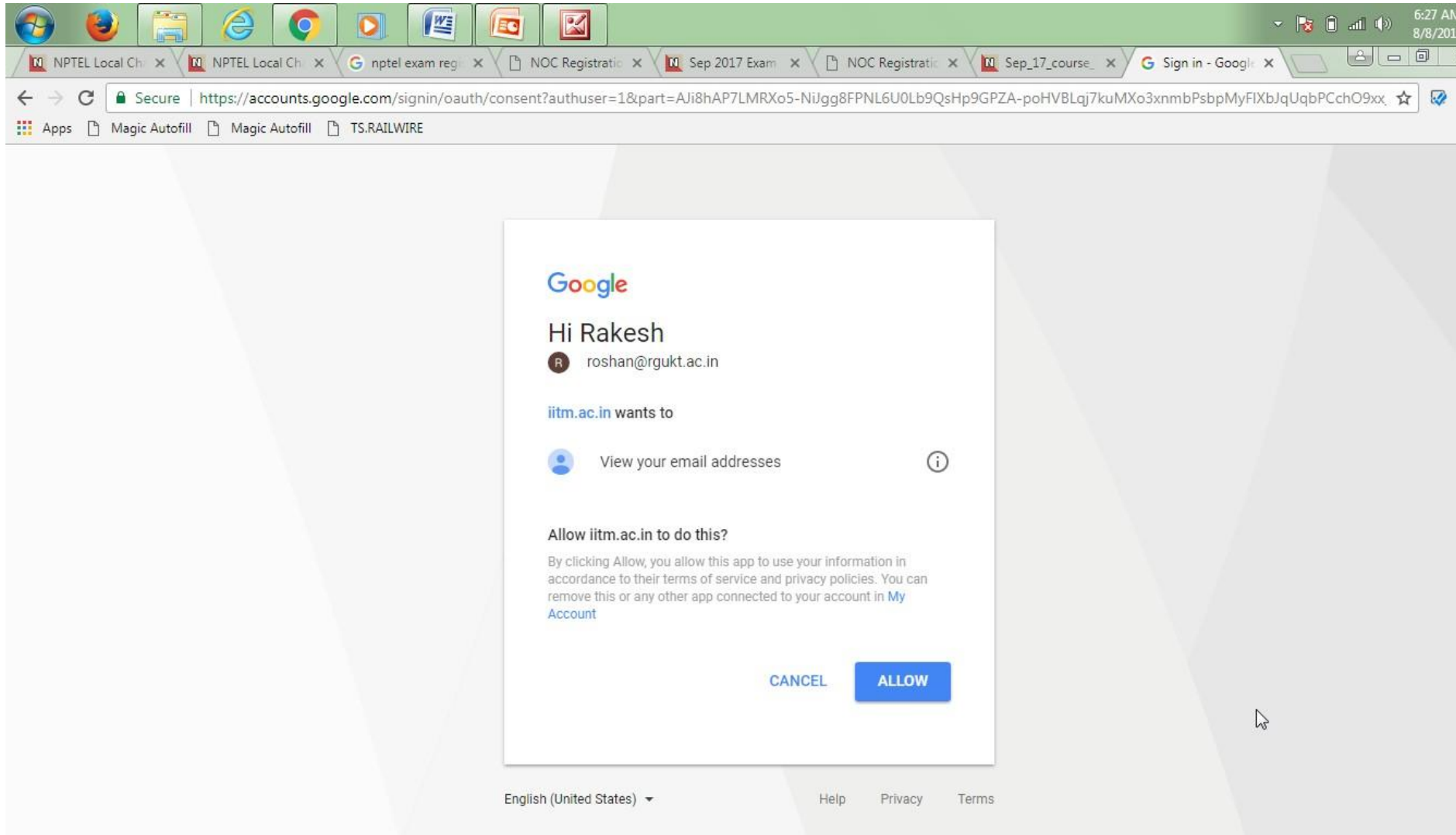
Registration open for NPTEL Online course certification exams

[G+ Sign in with Google](#)

**September exam candidates - Please read the below instructions carefully before registering.**

1. Only those candidates who have enrolled to any courses given in this list [September 2017 courses.pdf](#) will be able to register for exams.
2. Please use the same email id and password that is linked to your google enabled account with which you have enrolled in the courses.
3. You can register for a maximum of 2 course exams through this form. If you register for one exam and submit and make the payment, you cannot register later for another exam via this form. If you wish to register for exams for 2 courses, please choose both the courses and make the payment for both at the same time.
4. **CANDIDATES PAYING VIA SPOC OF LOCAL CHAPTER:-**  
If you are paying fee via Local chapter of your college:
  - a) If your SPOC has given us your photo & signature then your registration is complete but please login to verify the details given are correct using this form.
  - b) If the SPOC has asked you to fill the details, please login and fill the form before 18th August 10.00 AM and select payment as "Pay via SPOC of my college".This option will not be available after 18th August 10.00 AM
5. You can register for a maximum of 2 course exams through this form. If you register for one exam and submit and make the payment, you cannot register later for another exam via this form. If you wish to register for exams for 2 courses, please choose both the courses and make the payment for both at the same time.
6. The exam date - September 24th 2017 are for 65 Courses ( 15 10-hr courses, 50 20hr courses); so choose the certification exams you want to write wisely. You can appear for exam for one course in the morning shift and for exam of another course in the afternoon shift.
7. **LAST DATE for Exam registration is August 23rd 2017 10 AM (Wednesday).**
8. **LAST DATE for Exam fee payment is August 23rd 2017 5 PM (Wednesday).**


## Step :3 Give Permission (Allow)





The screenshot shows a web browser window with a Google account sign-in page. A central dialog box is displayed, asking for permission to view email addresses. The dialog box contains the following text:

**Google**

Hi Rakesh

 roshan@rgukt.ac.in

iitm.ac.in wants to

 View your email addresses 

**Allow iitm.ac.in to do this?**

By clicking Allow, you allow this app to use your information in accordance to their terms of service and privacy policies. You can remove this or any other app connected to your account in [My Account](#)

**CANCEL** **ALLOW**

At the bottom of the browser window, there are links for "English (United States)", "Help", "Privacy", and "Terms".

## Step :4 Go Through the points mentioned

The screenshot shows a web browser window with the URL `nptelonlinecourses.iitm.ac.in/registration.php?run=Sep%202017`. The page header includes the NPTEL logo and logos for various Indian Institutes of Technology (IITs) and IISc Bangalore. A red 'Logout' button is visible in the top right corner.

### Exam Registration Form for September 2017 exams

Form will be closed on 23 August 2017, 10.00 AM.  
(Last date for making the payment individually - 23 August 2017, 5.00 PM)

**Important Note:**

- ✓ FOR CANDIDATES WHO ARE PAYING VIA THE LOCAL CHAPTER OF YOUR COLLEGE:- After filling this form, kindly contact your SPOC for further details.

**Note:**

- ✓ Kindly use Internet Explorer(version 7 to 11) or Mozilla Firefox(14 to 48) or Google Chrome(20 to 52) to fill in the Application Form.
- ✓ Use Mouse to move between fields for entry of data instead of using Tab Key.
- ✓ Fields marked with \* are mandatory.
- ✓ I understand and agree that the 50% fee waiver (Rs. 500/250) amount will be refunded to me only if I appear and get Final score  $\geq 40\%$ . Final score = 25% assignment score + 75% certification exam score



## Step :5 Fill up the details carefully

NPTEL Local Chapte x NPTEL Local Chapte x nptel exam registra x NOC Registration fo x Sep 2017 Exam Citir x NOC Registration fo x Sep\_17\_course\_list, x

nptelonlinecourses.iitm.ac.in/registration.php?run=Sep%202017

Apps Magic Autofill Magic Autofill TS.RAILWIRE

### Personal Details

\*Applicant Name

**Note:**  
✔ The name entered here will appear in your certificate. No further changes will be entertained.

\*Date of Birth  
Month:   
Date:   
Year:

\*Gender  
 Male  Female  Other

This will be the password for you on the nptelac.in/noc website which can be used for E-verification of certificate.

\*Mobile No.

Alternate Contact No.

\*Confirm Mobile No.

\*Person with disability  Yes  No

**Note:**  
✔ Date of birth will be verified against a Govt. issued Id card at the venue of the exam. Ensure that the data given is correct. No changes will be entertained after this form is submitted.  
✔ The mobile number entered here, will be used for sending important SMS regarding the exam.

Step :6 Fill up the details carefully, If SC/ST Category , Say YES (upload Certificate).  
Choose **College Details (Compulsory)** State: Telangana, City location: Adilabad , Name  
of college: Rajiv Gandhi University Knowledge Technologies

The screenshot shows a web browser window with the URL `nptelonlinecourses.iitm.ac.in/registration.php?run=Sep%202017`. The browser's taskbar shows several open tabs, including 'NPTEL Local Chapt...', 'nptel exam registra...', 'NOC Registration fr...', 'Sep 2017 Exam Citir...', 'NOC Registration fr...', and 'Sep\_17\_course\_list...'. The system tray in the top right corner displays the time as 6:19 AM on 8/8/2017.

The registration form contains the following fields and options:

- \*If you are a SC/ST candidate select here:** Radio buttons for 'Yes' and 'No'. 'No' is selected.
- College / Organization Details:**
  - \*Your Current Role:** Radio buttons for 'Student', 'Faculty', and 'Other'. 'Student' is selected.
  - \*State(College / Organization location):** A dropdown menu currently showing '---Select---'.
  - \*City(College / Organization location):** A dropdown menu showing 'ADILABAD'.
  - \*Name of College:** A dropdown menu showing 'RAJIV GANDHI UNIVERSITY OF KNOWLEDGE TECHNOLOGIE'.
  - A note below the college name dropdown: 'Please select "Others" option if you don't find your college name in the list'.
- Certificate Mailing Address Details:**
  - A blue box with a 'Note' section containing three bullet points:
    - ✓ Certificate will be awarded to candidates who register and attend the certification exam and get greater than 40% marks.
    - ✓ Your email id must be unique and is your identity. Your assignment submissions will be identified with this Emailid.
    - ✓ All postal communication will use this address only. No further changes will be entertained.
  - Below the note box, there are input fields for:
    - \*Door No./Apartment Name
    - \*House No. and Street Name
    - \*Village/Town/Area
    - \*Village/Town/City



# Step :7 Fill up your exam shift details

**Exam Details**

**Note:**

- ✓ Once this registration form is submitted after payment, no changes like adding or removing the chosen course, exam date, city is possible.
- ✓ If you are choosing to write 2 course exams, please choose the courses suitably and make the payment. Its not possible to pay later for the second exam. Once the payment is made, the registration form will be non-editable.
- ✓ Please select the city appropriately for writing the exam. The actual centre will be known when you get the hall ticket. In case we have insufficient numbers in a particular shift in a particular city, 2 shifts will be merged into one shift - the one having the higher numbers. In case, we have insufficient numbers in some of the cities, that city will be cancelled and you will be allocated to a nearby city. Cities for which this may happen and the corresponding alternatives are given [here](#). Please keep checking for our emails and updates on allocations between August 14 to 23, 2017.
- ✓ Since there are 2 shifts, the city and state for the second course will be taken as the same as the first course. Centre allocated If you choose to write 2 exams, centre allocated will be the same for both.

*Exam Date	*Subject	*Exam State	*Exam City
2017-09-24	Educational Leadership	Telangana	Hyderabad

\*Select Shift I

Evening Session(2 PM-5 PM)

\*Not Eligible for two course exams  No

# Step :8 Upload Photo (less than 150kb) and Signature (less than 150 Kb)

The screenshot shows a web browser window with the URL `nptelonlinecourses.iitm.ac.in/registration.php?run=Sep%202017`. The browser's taskbar at the top shows several open tabs, including 'NPTEL Local Chapt...', 'nptel exam registra...', 'NOC Registration fo...', 'Sep 2017 Exam Citi...', 'NOC Registration fo...', and 'Sep\_17\_course\_list;'. The browser's address bar and navigation buttons are visible. The main content area of the page is a registration form with a blue header bar containing two instructions: 'Please choose your primary exam city carefully.' and 'No changes in your exam city choice will be entertained, after this form is submitted.'

## Photo and Signature Upload

\*Please upload scanned copies of your photo and signature

Choose photo  No file chosen  
Please upload your passport size photograp.  
Only jpg,jpeg format allowed. Minimum file size 50kb and Maximum file size 150kb.

Choose Signature  No file chosen  
Only jpg,jpeg format allowed. Minimum file size 15kb and Maximum file size 150kb.

**Note:**

- ✓ Please upload a clear 35 × 45 mm photograph. The photograph which you upload here will appear on your hall-ticket, certificate and must be verifiable against a Govt. Issued Photo ID.
- ✓ The signature will be verified at the exam venue.

## Other Details

\*How did you know about these courses?

\*Motivation for doing the course?

\*Can we share your score information with your college?  Yes  No

\*Can we share your contact information with potential employers?  Yes  No

## Payment Method

# Step :9 Payment Method : Choose – Pay Via SPOC of my College (even it says, pay Rs 1000 to your college SPOC, You need to pay 500 Only)

## Provide Declaration, Click Save and Next

Payment Method

Direct Payment via Netbanking / Credit card / Debit card  Pay via SPOC of my college

**You have to Pay Rs.1000 to Your College SPOC**

Note: Pay via Spoc option is available only for select colleges who have opted for bulk payment.

**Note:**

- ✓ Change in course, exam center and exam date will not be entertained after the submission of this form.
- ✓ Last date for making the payment individually - 23 August 2017, Wednesday, 5pm IST.

Declaration

I Agree  
I am above 18 years of age or I am below 18 years and have my parent's / guardian's consent. I hereby declare that I have carefully read the instructions and all the particulars stated in this application form are true and correct to the best of my knowledge and belief. If the information provided is found false / incorrect, I shall abide by any action and / or decision taken by NPTEL.

I understand and agree that the 50% fee waiver (Rs. 500/250) amount will be refunded to me only if I appear and get Final score  $\geq 40\%$ .

I have read all the instructions given in the "Note" sections and agree that all the data given here is correct and no changes will be required in the same.

Save & Next

**After Registration for the Examination, Please Pay Rs 500 or Rs.250 (SC/ST) In Cash to Mr.Navakanth, Omega-9 (Scholarship Section), PUC Block and provide Your name, Course Registered for and Exam shift Details, and take receipt of payment for your Reference, keep it safe.**

IMP: This year Scholarship Rules have changed, All others are paying Rs 1000 initially, and after exam Rs 500 would be refunded back But On OUR Request , we are paying Rs 500 only initially. (Thanks to NPTEL for accepting our request)

\*\* We had Mentioned to NPTEL that our RGUKT Students are serious about NPTEL Exams and since this is a rural background institute, we had requested to Provide the 50 percent fee waiver for Exam now only (instead of refunding back after exam) , hence they approved fee waiver for all our students now only (instead of refunding the same after Exam results ) ( 2600 enrollments \* 500 Per course = 13,00,000 Fee Waiver to RGUKT Basar.)

Lat Date for Exam Registration - 10:00 AM , August 18, 2017

**Register NOW to avoid last minute rush**

**Happy Learning**

Any Queries: Contact Mr.S.C.Rakesh Roshan, Dept of Physics, 9908797832